# 目录 Catalogue

## 压铆螺母系列 SELF CLINCHING NUTS

**S / CLS / SP**
压铆螺母 【SELF CLINCHING NUTS】 7

**BOB / BOSO**
六角压铆螺母【HEXAGON SELF CLINCHING NUTS】 8

**BN / BNS**
六角斜花螺母【HEXAGON DIAGONAL NUTS】 8

**Z / ZS**
涨铆螺母 【FLARE IN NUTS】 9

**NZ / NZS**
六角涨铆螺母【HEXAGON FLARE IN NUTS】 10

**KFS2**
挤压螺母【BROACHING NUTS】 10

**F / F4**
齐平螺母【FLUSH NUTS】 11

**AS / AC / LAS / LAC**
浮动压铆螺母【FLOATING NUTS】 12

**SL**
自锁螺母【LOCKING NUTS】 13

**PL / PLC**
防松自锁螺母【SELF LOCKING NUTS】 14

**LK / LKS**
压铆自锁螺母【SELF LOCKING NUTS】 15

**U / UL / FE / FEO / FEX / FEOX**
微型螺母【SELF LOCKING NUTS】 16

# 压铆螺钉 SELF CLINCHING STUDS

**FH / FHS / FHA**
压铆螺钉【SELF CLINCHING STUDS】 17

**FH4**
压铆螺钉【SELF CLINCHING STUDS】 18

**FH / FHS / FHA**
压铆销钉【FLUSH HEAD PINS】 19

**TFH / TFHS**
非平头压铆螺钉【NON FLUSH SELF CLINCHING STUDS】 20

**FHL / FHLS**
小头窄型压铆螺钉【 LOW-DISPLACEMENT HEAD STUDS】 21

**HFH / HFHS / HFHB**
重载压铆螺钉【HIGH STRENGTH CLINCHING STUDS】 21

**HFE / HFES**
薄板重载螺钉【HEAVY DUTY SELF CLINCHING STUDS】 22

**KFH**
挤压螺钉【BROACHING STUDS】 22

**FE / FES**
焊接螺钉【WELD STUDS】 23

**NFH / NFHS**
六角螺钉【HEXAGON SELF CLINCHING STUDS】 23

**CHC / CHA / CFHA / CFHC**
埋头螺钉【CONCEALED-HEAD STUD】 24

# 压铆螺柱 SELF CLINCHING STANDOFFS

**BSO / BSOS / BSOA / BSO4**
盲孔压铆螺柱【SELF CLINCHING STANDOFFS】 25

**SO / SOS / SOA / SO4**
通孔压铆螺柱【SELF CLINCHING STANDOFFS】 26

**DSO / DSOS / DSOA / DSO4 / DSOB**
花齿压铆螺柱【SELF CLINCHING STANDOFFS】 27

**BSS**
无台阶防水螺母柱【BLIND STANDOFFS】 27

**B / BS / BS4**
防水螺母柱【BLIND STANDOFFS】 28

**ITS / IT**
种焊螺柱【WELD STANDOFFS】 29

**TBSO / TBSOS / TBSOA**
反盲孔压铆螺柱【ANTI BLIND HOLE STANDOFFS 】 29

**CSOS / CSS**
埋头螺柱【CONCEALED HEAD STANDOFFS 】 30

**SSS / SSC / SSA**
支撑卡柱【SNAP TOP STANDOFFS 】 31

**KSSB**
支撑卡柱【SNAP TOP STANDOFFS 】 31

**SKC**
定位支撑柱【KEYHOLE STANDOFFS 】 32

**TPS/TP4**
压铆定位销【PILOT PINS 】 32

**MPP**
微型定位销【PILOT PINS 】 33

# 面板螺丝 CAPTIVE SCREW

PF09 / PF10
面板螺丝【CAPTIVE SCREW】 34

PF11 / PFS11 / PF12 / PF114 / PFS114 / PFG11
面板螺丝【CAPTIVE SCREW】 35

PF11MF / PF12MF
面板螺丝【CAPTIVE SCREW】 36

PF11MW / PF12MW
面板螺丝【CAPTIVE SCREW】 37

PF15(41) / PF25(42) / PFS15(41) / PFS25(42)
面板螺丝【CAPTIVE SCREW】 38

PF21 / PF22
面板螺丝【CAPTIVE SCREW】 39

PF30 / PF31 / PF32 / PFS30 / PFS31 / PFS32
面板螺丝【CAPTIVE SCREW】 40

PF50/51/52 / PF60/61/62 / PFS50/51/52 / PFS60/61/62
面板螺丝【CAPTIVE SCREW】 41

PF16 / PF26 / PF51 / PF52
面板螺丝【CAPTIVE SCREW】 42

PFC2 / PFS2
面板螺丝【CAPTIVE SCREW】 43

PFC2P
面板螺丝【CAPTIVE SCREW】 44

PFHV
面板螺丝【CAPTIVE SCREW】 45

FC
面板螺丝【CAPTIVE SCREW】 46

PTL2 / PTLS2
弹簧定位销【LOCATING PIN, SPRING LOADED】 47

PT-56-61
弹簧定位销【LOCATING PIN, SPRING LOADED】 47

TD / TDS
电缆扎带固定座/压铆线扣【 CABLE TIE-MOUNTS】 48

RAS
直角压铆线扣【 CABLE TIE-MOUNTS】 49

SMTSO / SMTSOB
SMT螺母【SURFACE MOUNT NUTS】 50


## 拉铆螺母 RIVRT NUTS

FH.KB
平头菊花竖条纹Flat Head Knurled Body 51

RH.KB
小沉头竖条纹 Reduce Head Knurled Body 51

FH-SHB
平头半六角Flat Head Semi-Hex Body 52

RHH-IHB-UK
小沉头内外六角Reduce Hex Head Inner-Hex Body-UK 52

CH-KB
大沉头菊花竖条纹Countersunk Head Knurled Body 53

FH-KB-AVK
平头（菊花）竖条纹（美标）Flat Head Knurled Body-AVK 53

FH-KBC
平头竖条纹（盲孔)Flat Head Knurled Body Close End 58

FH-FHB
平头全六角 Flat Head Full Hex Body 59

# 压铆螺母 【SELF CLINCHING NUTS】

## 产品型号分解 Part Number Designation

| CLS | - | M2 | - | 1 | ZI |
|---|---|---|---|---|---|
| ↓ | | ↓ | | ↓ | ↓ |
| Type and Material | | Thead Cold | | Shank Code | Finish |

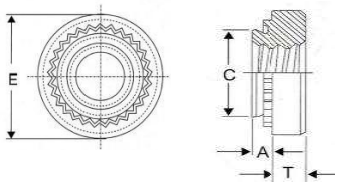

尺寸单位：MM
All Dimensions are in Millimeters

| METRIC（公制） | 螺纹尺寸*螺距 Thread Size*Pitch | 型号TYPE 碳钢 Carbon Steel | 不锈钢 Stainless Steel | 不锈铁 Stainless Iron | 螺纹码 Thread Code | 底端码 Shank Code | 安装孔 Hole Size In Sheet | 最小板厚 Min.Sheet Thickness | A (Shank) Max. | C Max. | E ±0.25 | T ±0.25 | 最小边距 Min.Dist. Hole C/L To Edge |
|---|---|---|---|---|---|---|---|---|---|---|---|---|---|
| | M2*0.4 | S | CLS | SP | M2 | 0 | 4.25 | 0.8-1 | 0.77 | 4.22 | 6.3 | 1.5 | 4.8 |
| | | | | | | 1 | | 1 | 0.97 | | | | |
| | | | | | | 2 | | 1.4 | 1.38 | | | | |
| | M2.5*0.45 | S | CLS | SP | M2.5 | 0 | 4.25 | 0.8-1 | 0.77 | 4.22 | 6.3 | 1.5 | 4.8 |
| | | | | | | 1 | | 1 | 0.97 | | | | |
| | | | | | | 2 | | 1.4 | 1.38 | | | | |
| | M3*0.5 | S | CLS | SP | M3 | 0 | 4.25 | 0.8-1 | 0.77 | 4.22 | 6.3 | 1.5 | 4.8 |
| | | | | | | 1 | | 1 | 0.97 | | | | |
| | | | | | | 2 | | 1.4 | 1.38 | | | | |
| | M3.5*0.6 | S | CLS | SP | M3.5 | 0 | 4.75 | 0.8-1 | 0.77 | 4.73 | 7.1 | 1.5 | 5.6 |
| | | | | | | 1 | | 1 | 0.97 | | | | |
| | | | | | | 2 | | 1.4 | 1.38 | | | | |
| | M4*0.7 | S | CLS | SP | M4 | 0 | 5.4 | 0.8-1 | 0.77 | 5.38 | 7.9 | 2 | 6.9 |
| | | | | | | 1 | | 1 | 0.97 | | | | |
| | | | | | | 2 | | 1.4 | 1.38 | | | | |
| | M5*0.8 | S | CLS | SP | M5 | 0 | 6.4 | 0.8-1 | 0.77 | 6.38 | 8.7 | 2 | 7.1 |
| | | | | | | 1 | | 1 | 0.97 | | | | |
| | | | | | | 2 | | 1.4 | 1.38 | | | | |
| | M6*1 | S | CLS | SP | M6 | 0 | 8.75 | 1.2 | 1.15 | 8.72 | 11.05 | 4.08 | 8.6 |
| | | | | | | 1 | | 1.4 | 1.38 | | | | |
| | | | | | | 2 | | 2.3 | 2.21 | | | | |
| | | | | | | 3 | | 3.18 | 3.05 | | | | |
| | M8*1.25 | S | CLS | SP | M8 | 0 | 10.5 | 1.2 | 1.15 | 10.47 | 12.65 | 5.47 | 9.7 |
| | | | | | | 1 | | 1.4 | 1.38 | | | | |
| | | | | | | 2 | | 2.3 | 2.21 | | | | |
| | | | | | | 3 | | 3.18 | 3.05 | | | | |
| | M10*1.5 | S | CLS | SP | M10 | 0 | 14 | 1.7 | 1.61 | 13.97 | 17.35 | 7.48 | 13.5 |
| | | | | | | 1 | | 2.31 | 2.21 | | | | |
| | | | | | | 2 | | 3.18 | 3.05 | | | | |
| | | | | | | 3 | | 4 | 3.84 | | | | |
| | M12*1.75 | S | CLS | SP | M12 | 0 | 17 | 2.5 | 1.95 | 16.97 | 20.05 | 8.5 | 18 |
| | | | | | | 1 | | 3.18 | 3.05 | | | | |
| | | | | | | 2 | | 6.1 | 5.80 | | | | |

尺寸单位：英寸
All Dimensions are in Inches

| UNIFIED(英制) | 螺纹尺寸 Thread Size | 型号TYPE 碳钢 Carbon Steel | 不锈钢 Stainless Steel | 不锈铁 Stainless Iron | 螺纹码 Thread Code | 底端码 Shank Code | 安装孔 Hole Size In Sheet | 板厚 Min.Sheet Thickness | A (Shank) Max. | C Max. | E ±.010 | T ±.010 | 最小边距 Min.Dist. Hole C/L To Edge |
|---|---|---|---|---|---|---|---|---|---|---|---|---|---|
| | .086-56 (#2-56) | S | CLS | SP | 256 | 0 | .166 | .030 | .030 | .166 | .25 | .07 | .19 |
| | | | | | | 1 | | .040 | .038 | | | | |
| | | | | | | 2 | | .056 | .054 | | | | |
| | 099-48 (#3-48) | S | CLS | SP | 348 | 0 | .166 | .030 | .030 | .166 | .25 | .07 | .19 |
| | | | | | | 1 | | .040 | .038 | | | | |
| | | | | | | 2 | | .056 | .054 | | | | |
| | .112-40 (#4-40) | S | CLS | SP | 440 | 0 | .166 | .030 | .030 | .166 | .25 | .07 | .19 |
| | | | | | | 1 | | .040 | .038 | | | | |
| | | | | | | 2 | | .056 | .054 | | | | |
| | | | | | | 3 | | .091 | .087 | | | | |
| | .138-32 (#6-32) | S | CLS | SP | 632 | 0 | .1875 | .030 | .030 | .1857 | .28 | .07 | .22 |
| | | | | | | 1 | | .040 | .038 | | | | |
| | | | | | | 2 | | .056 | .054 | | | | |
| | | | | | | 3 | | .091 | .087 | | | | |
| | .164-32 (#8-32) | S | CLS | SP | 832 | 0 | .213 | .030 | .030 | .213 | .31 | .09 | .27 |
| | | | | | | 1 | | .040 | .038 | | | | |
| | | | | | | 2 | | .056 | .054 | | | | |
| | | | | | | 3 | | .091 | .087 | | | | |
| | .190-24 (#10-24) | S | CLS | SP | 024 | 0 | .250 | .030 | .030 | .250 | .34 | .09 | .28 |
| | | | | | | 1 | | .040 | .038 | | | | |
| | | | | | | 2 | | .056 | .054 | | | | |
| | | | | | | 3 | | .091 | .087 | | | | |
| | .190-32 (#10-32) | S | CLS | SP | 032 | 0 | .250 | .030 | .030 | .250 | .34 | .09 | .28 |
| | | | | | | 1 | | .040 | .038 | | | | |
| | | | | | | 2 | | .056 | .054 | | | | |
| | | | | | | 3 | | .091 | .087 | | | | |
| | .216-24 (#12-24) | S | CLS | SP | 1224 | 1 | .277 | .040 | .038 | .277 | .38 | .13 | .31 |
| | | | | | | 2 | | .056 | .054 | | | | |
| | | | | | | 3 | | .091 | .087 | | | | |
| | .250-20 (1/4-20) | S | CLS | SP | 0420 | 0 | .344 | .047 | .045 | .344 | .44 | .17 | .34 |
| | | | | | | 1 | | .056 | .054 | | | | |
| | | | | | | 2 | | .091 | .087 | | | | |
| | | | | | | 3 | | .125 | .120 | | | | |
| | .250-28 (1/4-28) | S | CLS | SP | 0428 | 1 | .344 | .056 | .054 | .344 | .44 | .17 | .34 |
| | | | | | | 2 | | .091 | .087 | | | | |
| | | | | | | 3 | | .125 | .120 | | | | |
| | .313-18 (5/16-18) | S | CLS | SP | 0518 | 1 | 1.000 | .056 | .054 | .413 | .50 | .23 | .38 |
| | | | | | | 2 | | .091 | .087 | | | | |
| | | | | | | 3 | | .125 | .120 | | | | |
| | .313-24 (5/16-24) | S | CLS | SP | 0524 | 1 | .413 | .056 | .054 | .413 | .50 | .23 | .38 |
| | | | | | | 2 | | .091 | .087 | | | | |
| | | | | | | 3 | | .125 | .120 | | | | |
| | .375-16 (3/8-16) | S | CLS | SP | 0616 | 1 | .500 | .091 | .087 | .500 | .56 | .27 | .44 |
| | | | | | | 2 | | .125 | .120 | | | | |
| | | | | | | 3 | | .250 | .235 | | | | |
| | .375-24 (3/8-24) | S | CLS | SP | 0624 | 1 | .500 | .091 | .087 | .500 | .56 | .27 | .44 |
| | | | | | | 2 | | .125 | .120 | | | | |
| | | | | | | 3 | | .250 | .235 | | | | |
| | 500-13 (1/2-13) | S | CLS | SP | 0813 | 1 | .656 | .125 | .120 | .656 | .81 | .36 | .63 |
| | | | | | | 2 | | .250 | .235 | | | | |
| | 500-20 (1/2-20) | S | CLS | SP | 0820 | 1 | | .125 | .120 | | | | |
| | | | | | | 2 | | .250 | .235 | | | | |

# 六角压铆螺母【HEXAGON SELF CLINCHING NUTS】

**产品型号分解 Part Number Designation**

**BOBS - M3 - 1**

↓ Type and Material ↓ Thead Cold ↓ Shank Code

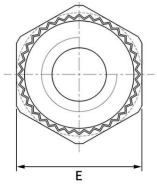


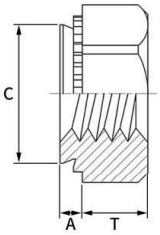

尺寸单位：MM
All Dimensions are in Millimeters

| 螺纹尺寸* 螺距 Thread Size*Pitch | 型号TYPE 碳钢 Carbon Steel | 型号TYPE 不锈钢 Stainless Steel | 螺纹码 Thread Code | 底端码 Shank Code | A (Shank) Max. | 板厚 Min.Sheet Thickness | 安装孔 Hole Size In Sheet | C Max. | E ±0.25 | T ±0.25 | 最小边距 Min.Dist. Hole C/L To Edge |
|---|---|---|---|---|---|---|---|---|---|---|---|
| M3*0.5 | KD-BOB | KD-BOBS | M3 | 0 | 0.8 | 0.8 | 4.25 | 4.22 | 5.5 | 2 | 4.8 |
| | | | | 1 | 1 | 1 | | | | | |
| | | | | 2 | 1.35 | 1.4 | | | | | |
| M4*0.7 | KD-BOB | KD-BOBS | M4 | 0 | 0.8 | 0.8 | 5.4 | 5.38 | 7.0 | 2.2 | 6.9 |
| | | | | 1 | 1 | 1 | | | | | |
| | | | | 2 | 1.35 | 1.4 | | | | | |
| M5*0.8 | KD-BOB | KD-BOBS | M5 | 0 | 0.8 | 0.8 | 6.4 | 6.38 | 8.0 | 3 | 7.1 |
| | | | | 1 | 1 | 1 | | | | | |
| | | | | 2 | 1.35 | 1.4 | | | | | |
| M6*1 | KD-BOB | KD-BOBS | M6 | 1 | 1.15 | 1.2 | 8.75 | 8.72 | 10 | 4 | 8.6 |
| | | | | 2 | 1.4 | 1.5 | | | | | |
| M8*1.25 | KD-BOB | KD-BOBS | M8 | 1 | 1.15 | 1.2 | 10.5 | 10.47 | 12.7 | 5 | 9.7 |
| | | | | 2 | 1.4 | 1.5 | | | | | |

# 六角斜花螺母【HEXAGON DIAGONAL NUTS】

**产品型号分解 Part Number Designation**

**BN M3 -1**

↓ Type and Material ↓ Thead Cold ↓ Shank Code

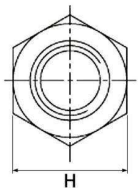


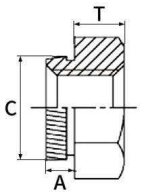

尺寸单位：MM
All Dimensions are in Millimeters

| | 螺纹尺寸*螺距 Thread Size*Pitch | 型号 TYPE | 螺纹码 Thread Code | 底端码 Shank Code | 最小板厚 Min.Sheet Thickness | 安装孔 Hole Size In Sheet | A Max | C ±0.1 | H ±0.25 | T | 最小边距 Min.Dist. Hole C/L To Edge |
|---|---|---|---|---|---|---|---|---|---|---|---|
| METRIC（公制） | M3*0.5 | BN | M3 | 1 | 1 | 4.5 | 0.9 | 4.7 | 5.5 | 2.1 | 5.6 |
| | | | | 2 | 2 | | 1.8 | | | 1.2 | |
| | M4*0.7 | BN | M4 | 1 | 1 | 5.5 | 0.9 | 5.7 | 7 | 2.3 | 7.0 |
| | | | | 2 | 2 | | 1.8 | | | 2.7 | |
| | M5*0.8 | BN | M5 | 1 | 1 | 6.5 | 0.9 | 6.75 | 8 | 3.1 | 8.0 |
| | | | | 2 | 2 | | 1.8 | | | 3.2 | |
| | M6*1.0 | BN | M6 | 1 | 1 | 8 | 0.9 | 8.25 | 10 | 4.1 | 8.7 |
| | | | | 2 | 2 | | 1.8 | | | 3.2 | |
| | M8*1.25 | BN | M8 | 2 | 2 | 10 | 1.8 | 10.35 | 13 | 4.7 | 9.5 |
| | M10*1.5 | BN | M10 | 2 | 2 | 12.5 | 1.8 | 12.85 | 15 | 6.2 | |
| | M12*1.75 | BN | M12 | 2 | 3 | 14.5 | 2.8 | 14.85 | 17 | 7.2 | 1.0 |

# 涨铆螺母 【FLARE IN NUTS】

## 产品型号分解 Part Number Designation

| ZS | - | M3 | - | 1 |
|---|---|---|---|---|
| ↓ | | ↓ | | ↓ |
| Type and Material | | Thead Cold | | Shank Code |

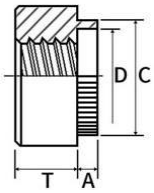


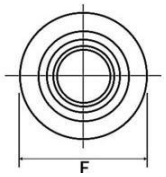

尺寸单位：MM
All Dimensions are in Millimeters

圆形涨铆螺母(ROUND FLARE IN NUTS)

| 螺纹尺寸*螺距 Thread Size*Pitch | 型号TYPE 碳钢 Carbon Steel | 型号TYPE 不锈钢 Stainless Steel | 螺纹码 Thread Code | 底端码 Shank Code | A±0.1 | 最小板厚 Min. Sheet Thickness | 安装孔 Hole Size In Sheet | C Max | E ±0.25 | T ±0.25 |
|---|---|---|---|---|---|---|---|---|---|---|
| M3*0.5 | Z | ZS | M3 | 1<br>1.2<br>1.5<br>2<br>2.5 | 1<br>1.2<br>1.5<br>2<br>2.5 | 1<br>1.2<br>1.5<br>2<br>2.5 | 5 | 4.98 | 7 | 3 |
| M4*0.7 | Z | ZS | M4 | | | | 6 | 5.98 | 8 | 4 |
| M5*0.8 | Z | ZS | M5 | | | | 8 | 7.95 | 10 | 5 |
| M6*1 | Z | ZS | M6 | | | | 9 | 8.98 | 11 | 6 |
| M8*1.25 | Z | ZS | M8 | | | | 11 | 10.98 | 13 | 6 |
| M10*1.5 | Z | ZS | M10 | 2 | 2 | 2 | 14 | 13.9 | 16 | 8 |
| | | | | 3 | 3 | 3 | | | | |

尺寸单位：英寸
All Dimensions are in Inches

六角形涨铆螺母(HEXAGON FLARE IN NUTS)

| 螺纹尺寸*螺距 Thread Size*Pitch | 型号TYPE 碳钢 Carbon Steel | 型号TYPE 不锈钢 Stainless Steel | 螺纹码 Thread Code | 底端码 Shank Code | A ±0.1 | 最小板厚 Min. Sheet Thickness | 安装孔 Hole Size In Sheet | C Max | E ±0.25 | T ±0.25 |
|---|---|---|---|---|---|---|---|---|---|---|
| M3*0.5 | ZM | ZMS | M3 | 1.5 | 1.5 | 1.5 | 5 | 4.98 | 6 | 3 |
| | | | | 2 | 2 | 2 | | | | |
| M4*0.7 | ZM | ZMS | M4 | 1.5 | 1.5 | 1.5 | 6 | 5.98 | 7 | 4 |
| | | | | 2 | 2 | 2 | | | | |
| | | | | 3 | 3 | 3 | | | | |
| M5*0.8 | ZM | ZMS | M5 | 2 | 2 | 2 | 8 | 7.95 | 9 | 5 |
| | | | | 3 | 3 | 3 | | | | |
| M6*1 | ZM | ZMS | M6 | 3 | 3 | 3 | 9 | 8.98 | 10 | 6 |
| | | | | 4 | 4 | 4 | | | | |
| | | | | 5 | 5 | 5 | | | | |
| | | | | 6 | 6 | 6 | | | | |
| M8*1.25 | ZM | ZMS | M8 | 3 | 3 | 3 | 11 | 10.98 | 12.7 | 6 |
| | | | | 4 | 4 | 4 | | | | |
| | | | | 5 | 5 | 5 | | | | |
| | | | | 6 | 6 | 6 | | | | |
| M10*1.5 | ZM | ZMS | M10 | 2 | 2 | 2 | 14 | 13.9 | 16 | 8 |
| | | | | 3 | 3 | 3 | | | | |
| M12*1.75 | ZM | ZMS | M12 | 2 | 2 | 2 | 16 | 15.9 | 17 | 10 |
| | | | | 3 | 3 | 3 | | | | |

# 六角涨铆螺母【HEXAGON FLARE IN NUTS】

## 产品型号分解 Part Number Designation

**NZS - M3 - 1**

↓ Type and Material

↓ Thead Cold

↓ Shank Code

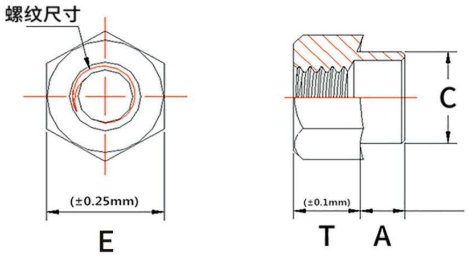


尺寸单位：MM
All Dimensions are in Millimeters

| 螺纹尺寸*螺距 Thread Size*Pitch | 型号TYPE | | 螺纹码 Thread Code | 底端码 Shank Code | A ±0.1 | 最小板厚 Min.Sheet Thickness | 安装孔 Hole Size In Sheet | C Max | E ±0.25 | T ±0.1 |
|---|---|---|---|---|---|---|---|---|---|---|
| | 碳钢 Carbon Steel | 不锈钢 Stainless Steel | | | | | | | | |
| M3*0.5 | NZ | NZS | M3 | 1.5 | 1.5 | 1.5 | 5 | 4.98 | 6 | 3 |
| | | | | 2 | 2 | 2 | | | | |
| M4*0.7 | NZ | NZS | M4 | 1.5 | 1.5 | 1.5 | 6 | 5.98 | 7 | 4 |
| | | | | 2 | 2 | 2 | | | | |
| | | | | 3 | 3 | 3 | | | | |
| M5*0.8 | NZ | NZS | M5 | 2 | 2 | 2 | 8 | 7.95 | 9 | 5 |
| | | | | 3 | 3 | 3 | | | | |
| M6*1 | NZ | NZS | M6 | 3 | 3 | 3 | 9 | 8.98 | 10 | 6 |
| | | | | 4 | 4 | 4 | | | | |
| | | | | 5 | 5 | 5 | | | | |
| | | | | 6 | 6 | 6 | | | | |
| M8*1.25 | NZ | NZS | M8 | 3 | 3 | 3 | 11 | 10.98 | 12.7 | 6 |
| | | | | 4 | 4 | 4 | | | | |
| | | | | 5 | 5 | 5 | | | | |
| | | | | 6 | 6 | 6 | | | | |

# 挤压螺母【BROACHING NUTS】

## 产品型号分解 Part Number Designation

**KFS2 - M3**

↓ Type and Material

↓ Thead Cold

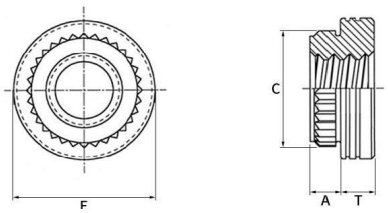

| 型号 TYPE | 螺纹尺寸 Thread Size | A 柄长 | 板厚 Sheet Thickness | 安装孔 Hole Size In Sheet 0.08 | C ±0.08 | E ±0.13 | T ±0.13 | 最小边距 Min.Dist. Hole C/L To Edge |
|---|---|---|---|---|---|---|---|---|
| KFS2 | M2*0.4 | 1.53 | 1.53 | 3.73 | 4.19 | 5.56 | 1.5 | 4.2 |
| | M2.5*0.45 | 1.53 | 1.53 | 4.22 | 4.68 | 5.56 | 1.5 | 4.4 |
| | M3*0.5 | 1.53 | 1.53 | 4.22 | 4.68 | 5.56 | 1.5 | 4.4 |
| | M4*0.7 | 1.53 | 1.53 | 6.4 | 6.86 | 8.74 | 2 | 6.4 |
| | M5*0.8 | 1.53 | 1.53 | 6.9 | 9.53 | 9.53 | 3 | 7.1 |

# 齐平螺母【FLUSH NUTS】

## 产品型号分解 Part Number Designation

| F | - | M2 | - | 1 |
|---|---|---|---|---|
| ↓ | | ↓ | | ↓ |
| Type and Material | | Thead Cold | | Shank Code |

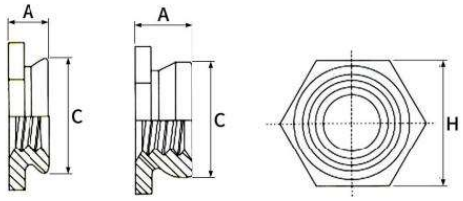

METRIC（公制）

尺寸单位：MM
All Dimensions are in Millimeters

| 螺纹尺寸*螺距 Thread Size*Pitch | 型号TYPE 不锈钢 Stainless Steel | 型号TYPE 不锈铁 Stainless Iron | 螺纹码 Thread Code | 底端码 Shank Code | 安装孔 Hole Size In Sheet | 板厚 Sheet Thickness | A (Shank) Max. | C Max | H Nom. | 最小边距 Min.Dist. Hole C/L To Edge |
|---|---|---|---|---|---|---|---|---|---|---|
| M2*0.4 | F | F4 | M2 | 1 | 4.37 | 1.53-2.3 | 1.53 | 4.35 | 4.8 | 6 |
| | | | | 2 | | 2.32-UP | 2.3 | | | |
| M2.5*0.45 | F | F4 | M2.5 | 1 | 4.37 | 1.53-2.3 | 1.53 | 4.35 | 4.8 | 6 |
| | | | | 2 | | 2.32-UP | 2.3 | | | |
| M3*0.5 | F | F4 | M3 | 1 | 4.37 | 1.53-2.3 | 1.53 | 4.35 | 4.8 | 6 |
| | | | | 2 | | 2.32-UP | 2.3 | | | |
| M4*0.7 | F | F4 | M4 | 1 | 7.37 | 1.53-2.3 | 1.53 | 7.35 | 7.9 | 7.2 |
| | | | | 2 | | 2.32-UP | 2.3 | | | |
| M5*0.8 | F | F4 | M5 | 1 | 7.92 | 1.53-2.3 | 1.53 | 7.92 | 8.7 | 8 |
| | | | | 2 | | 2.32-UP | 2.3 | | | |
| M6*1 | F | F4 | M6 | 3 | 8.74 | 3.18-3.94 | 3.05 | 8.74 | 9.5 | 8.8 |
| | | | | 4 | | 3.96-4.72 | 3.84 | | | |
| | | | | 5 | | 4.75-UP | 4.63 | | | |

UNIFIED(英制)

尺寸单位：英寸
All Dimensions are in Inches

| 螺纹尺寸*螺距 Thread Size*Pitch | 型号TYPE 不锈钢 Stainless Steel | 型号TYPE 不锈铁 Stainless Iron | 螺纹码 Thread Code | 底端码 Shank Code | 安装孔 Hole Size In Sheet | 板厚 Sheet Thickness | A (Shank) Max. | C Max | H Nom. | 最小边距 Min.Dist. Hole C/L To Edge |
|---|---|---|---|---|---|---|---|---|---|---|
| .086-56 (#2-56) | F | F4 | 256 | 1 | .172 | .060-.090 | .060 | .171 | .188 | .23 |
| | | | | 2 | | .091-UP | .090 | | | |
| .112-40 (#4-40) | F | F4 | 440 | 1 | .172 | .060-.090 | .060 | .171 | ,188 | .23 |
| | | | | 2 | | .091-UP | .090 | | | |
| .138-32 (#6-32) | F | F4 | 632 | 1 | .213 | .060-.090 | .060 | .212 | .250 | .27 |
| | | | | 2 | | .091-UP | .090 | | | |
| .164-32 (#8-32) | F | F4 | 832 | 1 | .290 | .060-.090 | .060 | .289 | .312 | .28 |
| | | | | 2 | | .091-UP | .090 | | | |
| .190-24 (#10-24) | F | F4 | 032 | 1 | .312 | .060-.090 | .060 | .311 | .343 | .31 |
| | | | | 2 | | .091-UP | .090 | | | |
| .250-20 (1/4-20) | F | F4 | 0420 | 3 | .344 | .125-.155 | .120 | .343 | .375 | .34 |
| | | | | 4 | | .156-.186 | .151 | | | |
| | | | | 5 | | .187-UP | .182 | | | |

# 浮动螺母【FLOATING NUTS】

## 产品型号分解 Part Number Designation

| AS | - | M3 | - | 1 | ZI |
|---|---|---|---|---|---|
| ↓ | | ↓ | | ↓ | ↓ |
| Type and Material | | Thead Cold | | Shank Code | Finish |

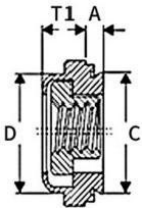


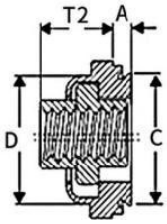





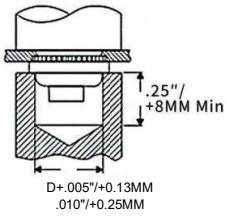


METRIC（公制）

尺寸单位：MM
All Dimensions are in Millimeters

| 螺纹尺寸*螺距 Thread Size*Pitch | 型号TYPE 非自锁 Non Locking 钢 steel | 型号TYPE 非自锁 Non Locking 不锈钢 Stainless Steel | 型号TYPE 自锁 Self Locking 钢 steel | 型号TYPE 自锁 Self Locking 不锈钢 Stainless Steel | 螺纹码 Thread Code | 底端码 Shank Code | 最小板厚 Min. Sheet Thickness | 安装孔 Hole Size In Sheet | A (Shank) Max. | C Max | D Max | E ±0.4 | T1 Max | T2 Max | 最小边距 Min. Dist. Hole C/L To Edge |
|---|---|---|---|---|---|---|---|---|---|---|---|---|---|---|---|
| M3*0.5 | AS | AC | LAS | LAC | M3 | 1 | 1 | 7.37 | 0.97 | 7.35 | 7.37 | 9.14 | 3.31 | 4.83 | 7.62 |
| | | | | | | 2 | 1.4 | | 1.38 | | | | | | |
| M4*0.7 | AS | AC | LAS | LAC | M4 | 1 | 1 | 9.35 | 0.97 | 9.33 | 9.28 | 11.18 | 3.31 | 5.34 | 8.64 |
| | | | | | | 2 | 1.4 | | 1.38 | | | | | | |
| M5*0.8 | AS | AC | LAS | LAC | M5 | 1 | 1 | 10.31 | 0.97 | 10.29 | 10.29 | 11.94 | 4.32 | 6.86 | 9.14 |
| | | | | | | 2 | 1.4 | | 1.38 | | | | | | |
| M6*1 | AS | AC | LAS | LAC | M6 | 2 | 1.4 | 13.08 | 1.38 | 13.06 | 12.96 | 15.24 | 5.34 | 7.88 | 10.67 |

UNIFIED(英制)

尺寸单位：英寸
All Dimensions are in Inches

| 螺纹尺寸*螺距 Thread Size*Pitch | 型号TYPE 非自锁 Non Locking 钢 steel | 型号TYPE 非自锁 Non Locking 不锈钢 Stainless Steel | 型号TYPE 自锁 Self Locking 钢 steel | 型号TYPE 自锁 Self Locking 不锈钢 Stainless Steel | 螺纹码 Thread Code | 底端码 Shank Code | 最小板厚 Min. Sheet Thickness | 安装孔 Hole Size In Sheet | A (Shank) Max. | C Max | D Max | E ±.015 | T1 Max | T2 Max | 最小边距 Min. Dist. Hole C/L To Edge |
|---|---|---|---|---|---|---|---|---|---|---|---|---|---|---|---|
| .112-40 (#4-40) | AS | AC | LAS | LAC | 440 | 1 | .040 | .290 | 038 | .289 | .290 | .36 | .13 | .19 | .30 |
| | | | | | | 2 | .056 | | .054 | | | | | | |
| .138-32 (#6-32) | AS | AC | LAS | LAC | 632 | 1 | .040 | .328 | .038 | .327 | .335 | .39 | .13 | .20 | .32 |
| | | | | | | 2 | .056 | | .054 | | | | | | |
| ,164-32 (#8-32) | AS | AC | LAS | LAC | 832 | 1 | 040 | .388 | 038 | .367 | .365 | .44 | .13 | .21 | .34 |
| | | | | | | 2 | 056 | | .054 | | | | | | |
| .190-24 (#10-24) | AS | AC | LAS | LAC | 024 | 1 | 040 | .406 | 038 | .405 | .405 | .47 | .17 | .27 | .36 |
| | | | | | | 2 | .056 | | .054 | | | | | | |
| .190-32 (#10-32) | AS | AC | LAS | LAC | 032 | 1 | .040 | ,406 | .038 | .405 | .405 | .47 | .17 | .27 | .36 |
| | | | | | | 2 | .056 | | .054 | | | | | | |
| .250-20 | AS | AC | LAS | LAC | 0420 | 2 | ,056 | .515 | .054 | .514 | .510 | .60 | .21 | .31 | .42 |
| .250-28 | AS | AC | LAS | LAC | 0428 | 2 | .056 | ,515 | .054 | .514 | .510 | .60 | .21 | .31 | .42 |

# 自锁螺母【LOCK NUTS】

## 产品型号分解 Part Number Designation

| S | L | - M3 | - 1 | Z I |
|---|---|---|---|---|
| ↓ | ↓ | ↓ | ↓ | ↓ |
| Type | locking | Thead Size Cold | Shank Code | Finish |

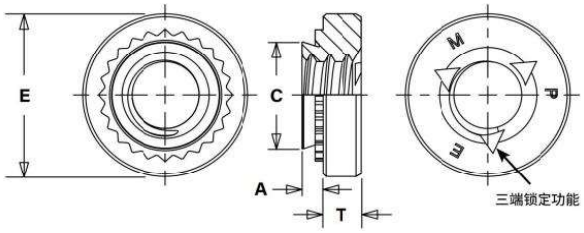


METRIC（公制）

尺寸单位：MM
All Dimensions are in Millimeters

| 螺纹尺寸*螺距 Thread Size*Pitch | 型号 TYPE | 螺纹码 Thread Code | 底端码 Shank Code | A (Shank) Max. | 最小板厚 Min.Sheet Thickness | 安装孔 Hole Size In Sheet +0.08 | C Max | E | T | 最小边距 Min.Dist. Hole |
|---|---|---|---|---|---|---|---|---|---|---|
| M3*0.5 | SL | M3 | 1 | 0.98 | 1 | 4.25 | 4.22 | 6.3 | 1.5 | 4.8 |
| | | | 2 | 1.38 | 1.4 | | | | | |
| M3.5*0.6 | SL | M3.5 | 1 | 0.98 | 1 | 4.75 | 4.73 | 7.1 | 1.5 | 5.6 |
| | | | 2 | 1.38 | 1.4 | | | | | |
| M4*0.7 | SL | M4 | 1 | 0.98 | 1 | 5.4 | 5.38 | 7.9 | 2 | 6.9 |
| | | | 2 | 1.38 | 1.4 | | | | | |
| M5*0.8 | SL | M5 | 1 | 0.98 | 1 | 6.4 | 6.38 | 8.7 | 2 | 7.1 |
| | | | 2 | 1.38 | 1.4 | | | | | |
| M6*1 | SL | M6 | 1 | 1.38 | 1.4 | 8.75 | 8.72 | 11.05 | 4.08 | 8.6 |
| | | | 2 | 2.21 | 2.3 | | | | | |
| M8*1.25 | SL | M8 | 1 | 1.38 | 1.4 | 10.5 | 10.47 | 12.7 | 5.47 | 9.7 |
| | | | 2 | 2.21 | 2.3 | | | | | |
| M10*1.5 | SL | M10 | 1 | 2.21 | 2.29 | 14 | 13.97 | 17.35 | 7.48 | 13.5 |
| | | | 2 | 3.05 | 3.18 | | | | | |

UNIFIED(英制)

尺寸单位：英寸
All Dimensions are in Inches

| 螺纹尺寸*螺距 Thread Size*Pitch | 型号 TYPE | 螺纹码 Thread Code | 底端码 Shank Code | A (Shank) Max. | 最小板厚 Min.Sheet Thickness | 安装孔 Hole Size In Sheet +0.08 | C Max | E | T | 最小边距 Min.Dist. |
|---|---|---|---|---|---|---|---|---|---|---|
| .112-40 (#4-40) | SL | 440 | 1 | .038 | .040 | .166 | .165 | .250 | .070 | .19 |
| | | | 2 | .054 | 056 | | | | | |
| .138-32 (#6-32) | SL | 632 | 1 | .038 | .040 | .1875 | .187 | .280 | .070 | .22 |
| | | | 2 | .054 | 056 | | | | | |
| .164-32 (#8-32) | SL | 832 | 1 | .038 | .040 | .213 | .212 | .310 | .090 | .27 |
| | | | 2 | ,054 | .056 | | | | | |
| .190-32 (#10-32) | SL | 032 | 1 | ,038 | .040 | .250 | .249 | .340 | .090 | .28 |
| | | | 2 | .054 | .056 | | | | | |
| .250-20 (1/4-20) | SL | 0420 | 1 | .054 | .056 | ,344 | .343 | ,440 | .170 | .34 |
| | | | 2 | .087 | .091 | | | | | |
| .313-18 (5/16-18) | SL | 0518 | 1 | .054 | .056 | .413 | .412 | ,500 | .230 | .38 |
| | | | 2 | .087 | .091 | | | | | |

# 防松自锁螺母【SELF LOCKING NUTS】

## 产品型号分解 Part Number Designation

**PLC - M3**

↓ Type and Material

↓ Thead Cold

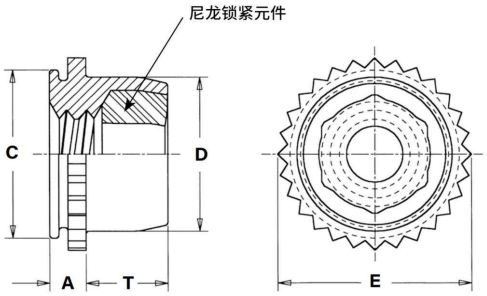


METRIC（公制）

尺寸单位：MM
All Dimensions are in Millimeters

| 螺纹尺寸*螺距 Thread Size*Pitch | 型号TYPE 钢 steel | 型号TYPE 不锈钢 Stainless Steel | 螺纹码 Thread Code | A (Shank) Max. | 板厚 Sheet Thickness | 安装孔 Hole Size In Sheet 0.08 | C Max | D Max | E Max | T Max | 最小边距 Min.Dist. Hole C/L To Edge | 连接零件上的孔 |
|---|---|---|---|---|---|---|---|---|---|---|---|---|
| M3*0.5 | PL | PLC | M3 | 1.52 | 1.5-1.78 | 6 | 5.97 | 5.5 | 7.1 | 3.6 | 4.3 | 3.5 |
| M4*0.7 | PL | PLC | M4 | 1.52 | 1.5-1.78 | 7.5 | 7.47 | 7 | 8.6 | 4.2 | 5.6 | 4.5 |
| M5*0.8 | PL | PLC | M5 | 1.52 | 1.5-1.78 | 8 | 7.97 | 7.5 | 8.9 | 4.5 | 6.4 | 5.5 |

UNIFIED(英制)

尺寸单位：英寸
All Dimensions are in Inches

| 螺纹尺寸*螺距 Thread Size*Pitch | 型号TYPE 钢 steel | 型号TYPE 不锈钢 Stainless Steel | 螺纹码 Thread Code | A (Shank) Max. | 板厚 Sheet Thickness | 安装孔 Hole Size In Sheet 0.08 | C Max | D Max | E Max | T Max | 最小边距 Min.Dist. Hole C/L To Edge | 连接零件上的孔 |
|---|---|---|---|---|---|---|---|---|---|---|---|---|
| .112-40 (#4-40) | PL | PLC | 440 | .060 | .059-.070 | .234 | .233 | .216 | .28 | .130 | .17 | .132 |
| .138-32 (#8-32) | PL | PLC | 632 | .060 | .059-.070 | .265 | .264 | .246 | .31 | .130 | .19 | .158 |
| .164-32 (#6-32) | PL | PLC | 832 | .060 | .059-.070 | .297 | .296 | .279 | .34 | .155 | .22 | .184 |
| .190-32 (#10-32) | PL | PLC | 032 | .060 | .059-.070 | .312 | .311 | .292 | .35 | .165 | .25 | .210 |

# 压铆自锁螺母 【SELF LOCKING NUTS】

**产品型号分解 Part Number Designation**

| LKS | - | M3 | - | 1 | | EF |
|---|---|---|---|---|---|---|
| ↓ | | ↓ | | ↓ | | ↓ |
| Type and Material | | Thead Cold | | Shank Code | | Finish |

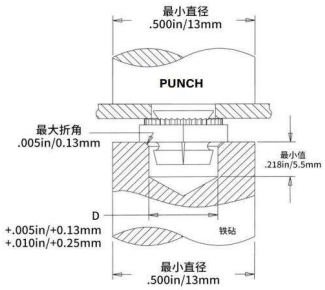


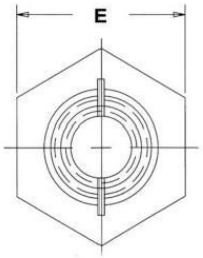


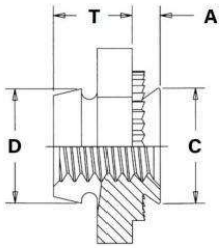


尺寸单位：MM
All Dimensions are in Millimeters

| | 型号 TYPE | | | 螺纹尺寸*螺距 Thread Size*Pitch | 螺纹码 Thread Code | 低端码 Shank Code | A (Shank) Max. | 最小板厚 Min.Sheet Thickness | 安装孔 Hole Size In Sheet +0.08 | C maX. | D Max. | E nom | T ±0.25 | 最小边距 Min.Dist. Hole C/L To Edge |
|---|---|---|---|---|---|---|---|---|---|---|---|---|---|---|
| | 碳钢 Steel | 不锈钢 stainless steel | 铝 Aluminum | | | | | | | | | | | |
| METRIC（公制） | LK | LKS | LKA | M2.5*0.45 | M2.5xs | 1 | 0.97 | 1 | 4.37 | 4.35 | 4.45 | 6.35 | 3.43 | 3.9 |
| | | | | | | 2 | 1.38 | 1.4 | | | | | | |
| | LK | LKS | LKA | M3*0.5 | M3 | 1 | 0.97 | 1 | 4.75 | 4.73 | 4.85 | 6.35 | 3.43 | 4 |
| | | | | | | 2 | 1.38 | 1.4 | | | | | | |
| | LK | LKS | LKA | M4*0.7 | M4 | 1 | 0.97 | 1 | 6.76 | 6.73 | 6.2 | 8.73 | 4.45 | 5.2 |
| | | | | | | 2 | 1.38 | 1.4 | | | | | | |
| | LK | LKS | LKA | M5*0.8 | M5 | 1 | 0.97 | 1 | 7.92 | 7.9 | 7.75 | 9.53 | 5.21 | 5.6 |
| | | | | | | 2 | 1.38 | 1.4 | | | | | | |

尺寸单位：英寸
All Dimensions are in Inches

| | 型号 TYPE | | | 螺纹尺寸*螺距 Thread Size*Pitch | 螺纹码 Thread Code | 低端码 Shank Code | A (Shank) Max. | 最小板厚 Min.Sheet Thickness | 安装孔 Hole Size In Sheet +.003 -.000 | C maX. | D Max. | E nom | T ±.010 | 最小边距 Min.Dist. Hole C/L To Edge |
|---|---|---|---|---|---|---|---|---|---|---|---|---|---|---|
| | 碳钢 Steel | 不锈钢 stainless steel | 铝 Aluminum | | | | | | | | | | | |
| UNIFIED(英制) | LK | LKS | LKA | 086-56 (#2-56) | 256Ns | 1 | .038 | .040 | .172 | .171 | .165 | 250 | .135 | .156 |
| | | | | | | 2 | ,054 | .056 | | | | | | |
| | LK | LKS | LKA | .112-40 (#4-40) | 440 | 1 | .038 | .040 | .187 | .186 | .185 | .250 | .135 | .156 |
| | | | | | | 2 | .054 | .056 | | | | | | |
| | LK | LKS | LKA | .138-32 (#6-32) | 632 | 1 | .038 | .040 | .219 | .218 | .220 | .312 | .145 | .187 |
| | | | | | | 2 | .054 | .056 | | | | | | |
| | LK | LKS | LKA | .164-32 (#8-32) | 832 | 1 | ,038 | ,040 | .266 | .265 | .250 | .343 | .175 | .203 |
| | | | | | | 2 | .054 | .056 | | | | | | |
| | LK | LKS | LKA | .190-32 (#10-32) | 032 | 1 | .038 | .040 | .312 | .311 | .300 | .375 | .205 | .216 |
| | | | | | | 2 | .054 | .056 | | | | | | |

# 微型螺母【SELF LOCKING NUTS】

## 产品型号分解 Part Number Designation

| FE | - | M3 | - | 1 | EF |
|---|---|---|---|---|---|
| UL | - | 256 | | | CW |
| ↓ | | ↓ | | ↓ | ↓ |
| Type | | Thead Cold | | Shank Code | Finish |

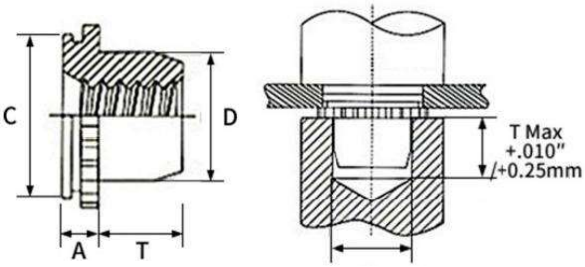


D+.005"/+0.13mm
+.010"/+0.25mm

尺寸单位：MM
All Dimensions are in Millimeters

| METRIC（公制） | 螺纹尺寸*螺距 Thread Size*Pitch | 型号TYPE 非自锁 Non Locking | 型号TYPE 自锁 Self Locking | 螺纹码 Thread Code | 低端码 Shank Code | 板厚 Sheet Thickness | 安装孔 Hole Size In Sheet | A (Shank) MAX | C -0.13 | D MAX. | E ±0.13 | T +0.4 | 重量 Weight LBS. /K | 最小边距 Min. Dist. Hole C/L To Edge | 安装后最大接触孔 Max. Hole in Attached parts |
|---|---|---|---|---|---|---|---|---|---|---|---|---|---|---|---|
| | M2*0.4 | U | UL | M2 | 1 | 0.76-0.91 | 3.61 | 0.76 | 3.6 | 2.5 | 4.07 | 1.65 | 0.08 | 2.8 | 2.5 |
| | M3*0.5 | FEOX | FEO | M3 | (4) | 0.99-1.14 | 4.39 | 1.02 | 4.37 | ### | 4.88 | 1.9 | 0.13 | 3.6 | 3.5 |
| | | FEX | FE | | | 1.5-1.78 | | 1.53 | | | | | 0.17 | | |
| | M4*0.7 | FEOX | FEO | M4 | (4) | 0.99-1.14 | 7.39 | 1.02 | 7.37 | ### | 8.17 | 2.55 | 0.5 | 5.2 | 4.5 |
| | | FEX | FE | | | 1.5-1.78 | | 1.53 | | | | | 0.54 | | |
| | M5*0.8 | FEOX | FEO | M5 | (4) | 0.99-1.14 | 7.39 | 1.02 | 7.37 | ### | 8.17 | 3.05 | 0.55 | 5.2 | 5.5 |
| | | FEX | FE | | | 1.5-1.78 | | 1.53 | | | | | 0.59 | | |
| | M6*1 | FEX | FE | M6 | (4) | 1.5-1.78 | 8.74 | 1.53 | 8.72 | ### | 9.74 | 3.3 | 0.95 | 7.1 | 6.5 |

尺寸单位：英寸
All Dimensions are in Inches

| UNIFIED(英制) | 螺纹尺寸*螺距 Thread Size*Pitch | 型号TYPE 非自锁 Non Locking | 型号TYPE 自锁 Self Locking | 螺纹码 Thread Code | 低端码 Shank Code | 板厚 Sheet Thickness | 安装孔 Hole Size In Sheet | A (Shank) MAX | C -0.005 | D MAX. | E ±.005 | T +.015 | 重量 Weight LBS. /K | 最小边距 Min. Dist. Hole C/L To Edge | 安装后最大接触孔 Max. Hole in Attached parts |
|---|---|---|---|---|---|---|---|---|---|---|---|---|---|---|---|
| | .060-80 (#0-80) | U | UL | 080 | 0 | .019-.022 | .110 | .020 | .1095 | ### | .125 | .050 | .068 | .09 | .080 |
| | .073-64 (#1-64) | U | UL | 164 | 0 | .019-.022 | .110 | .020 | .1095 | ### | ,125 | .050 | .070 | .09 | .093 |
| | .086-56 (#2-56) | U | UL. | 256 | 0 | ,019-.022 | .144 | 020 | .1435 | ### | .160 | .065 | .125 | .11 | .106 |
| | | | | | 1 | 030-.036 | | ,031 | | | | | .184 | | |
| | 112-40 (#4-40) | FEOX | FEO | 440 | (4) | 039-.045 | .172 | 040 | .171 | ### | .192 | .065 | .31 | ,14 | .132 |
| | | FEX | FE | | | ,059-.070 | | 060 | | | | | .37 | | |
| | .138-32 (#6-32) | FEOX | FE0 | 632 | (4) | 039-.045 | .213 | 040 | .212 | ### | .244 | .075 | .47 | .17 | .158 |
| | | FEX | FE | | | 059-.070 | | .060 | | | | | .68 | | |
| | 164-32 (#8-32) | FEOX | FEO | 832 | (4) | 039-.045 | .290 | 040 | ,289 | ### | .322 | .090 | .98 | .20 | .184 |
| | | FEX | FE | | | ,059-.070 | | .060 | | | | | 1.24 | | |
| | .190-32 (#10-32) | FEOX | FE0 | 032 | (4) | 039-.045 | .290 | 040 | .089 | ### | .322 | .110 | 1.04 | .20 | .210 |
| | | FEX | FE | | | ,059-.070 | | .060 | | | | | 1.2 | | |
| | 1/4-20 1/4-28 | FEX | FE | 0420 | (4) | .059-.070 | .344 | .060 | .343 | ### | .384 | .120 | 2.08 | .28 | .270 |
| | | | | 0428 | | | | | | | | | 1.58 | | |

# 压铆螺钉【SELF CLINCHING STUD】

## 产品型号分解 Part Number Designation

| FH | - | M3 | - | 6 | ZI |
|---|---|---|---|---|---|
| ↓ | | ↓ | | ↓ | ↓ |
| Type | | Thead Cold | | Length Code | Finish |

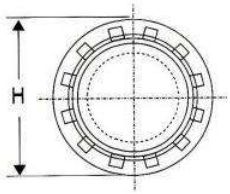


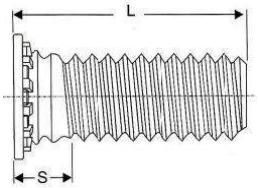


尺寸单位：MM
All Dimensions are in Millimeters

| METRIC（公制） | 螺纹尺寸*螺距 Thread Size*Pitch | 型号TYPE 钢 Steel | 不锈钢 Stainless Steel | 铝 Aluminum | 螺纹码 Thread Code | 长度码 Length Code "L" ±0.4 | 最小板厚 Min.Sheet Thickness | 安装孔 Hole Size In Sheet +0.08 -0.00 | 安装后最大接触孔 Max.Hole in Attach Parts | H ±0.4 | S Max | 最小边距 Min.Dist. Hole C/L To Edge |
|---|---|---|---|---|---|---|---|---|---|---|---|---|
| | M2.5*0.45 | FH | FHS | FHA | M2.5 | 4<br>6<br>8<br>10<br>12<br>15<br>18<br>20 | 1 | 2.5 | 3.1 | 4.1 | 1.95 | 5.4 |
| | M3*0.5 | FH | FHS | FHA | M3 | | 1 | 3 | 3.6 | 4.6 | 2.1 | 5.6 |
| | M3.5*0.6 | FH | FHS | FHA | M3.5 | | 1 | 3.5 | 4.1 | 5.3 | 2.25 | 6.4 |
| | M4*0.7 | FH | FHS | FHA | M4 | | 1 | 4 | 4.6 | 5.9 | 2.4 | 7.2 |
| | M5*0.8 | FH | FHS | FHA | M5 | | 1 | 5 | 5.6 | 6.5 | 2.7 | 7.2 |
| | M6*1 | FH | FHS | FHA | M6 | | 1.6 | 6 | 6.6 | 8.2 | 3 | 7.9 |
| | M8*1.25 | FH | FHS | FHA | M8 | | 2.4 | 8 | 8.6 | 9.6 | 3.7 | 9.6 |

尺寸单位：英寸
All Dimensions are in Inches

| UNIFIED(英制) | 螺纹尺寸*螺距 Thread Size*Pitch | 型号TYPE 钢 Steel | 不锈钢 Stainless Steel | 铝 Aluminum | 螺纹码 Thread Code | 长度码 Length Code "L" ±.015 | 最小板厚 Min.Sheet Thickness | 安装孔 Hole Size In Sheet +.003 -.000 | 安装后最大接触孔 Max.Hole in Attach Parts | H ±.015 | S Max | 最小边距 Min.Dist. Hole C/L To Edge |
|---|---|---|---|---|---|---|---|---|---|---|---|---|
| | .086-56 (#2-56) | FH | FHS | FHA | 256 | 4<br>6<br>8<br>10<br>12<br>15<br>18<br>20<br>25<br>30 | .040 | .085 | .105 | .144 | .075 | .187 |
| | .112-40 (#4-40) | FH | FHS | FHA | 440 | | .040 | .111 | ,135 | .176 | .085 | .219 |
| | .138-32 (#6-32) | FH | FHS | FHA | 632 | | .040 | .137 | .160 | .206 | .090 | .250 |
| | .164-32 (#8-32) | FH | FHS | FHA | 832 | | .040 | .163 | .185 | .237 | .090 | .281 |
| | .190-24 (#10-24) | FH | FHS | FHA | 024 | | .040 | .189 | .210 | .256 | .100 | .281 |
| | .190-32 (#10-32) | FH | FHS | FHA | 032 | | .040 | .189 | .210 | .256 | .100 | .281 |
| | .250-20 (1/4-20) | FH | FHS | FHA | 0420 | | .062 | .249 | .270 | .337 | .135 | .312 |
| | .313-18 (5/16-18) | FH | FHS | FHA | 0518 | | .093 | .311 | .333 | .376 | .160 | .375 |

# 压铆螺钉【SELF CLINCHING STUD】

## 产品型号分解 Part Number Designation

**FH4 - M3 - 6**

↓ Type

↓ Thead Cold

↓ Length Code

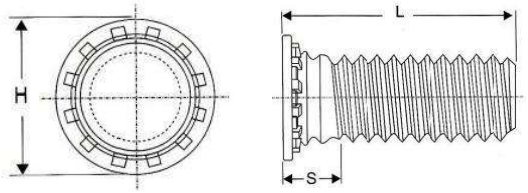


尺寸单位：MM
All Dimensions are in Millimeters

| METRIC（公制） | 螺纹尺寸*螺距 Thread Size*Pitch | 型号 TYPE 不锈钢 Stainless Steel | 螺纹码 Thread Code | 长度码 Length Code"L"±0.4 | | | | | | | | | 最小板厚 Min.Sheet Thickness | 安装孔 Hole Size In Sheet +0.08 -0.00 | H ±0.4 | S MAX. | 最小边距 Min.Dist. Hole C/L To Edge |
|---|---|---|---|---|---|---|---|---|---|---|---|---|---|---|---|---|---|
| | M3*0.5 | FH4 | M3 | 6 | 8 | 10 | 12 | 15 | 18 | 20 | 25 | NA | 1-2.4 | 3 | 4.6 | 2.1 | 5.6 |
| | M4*0.7 | FH4 | M4 | 6 | 8 | 10 | 12 | 15 | 18 | 20 | 25 | 30 | 1-2.4 | 4 | 5.9 | 2.4 | 7.2 |
| | M5*0.8 | FH4 | M5 | NA | 8 | 10 | 12 | 15 | 18 | 20 | 25 | 30 | 1-2.4 | 5 | 6.5 | 2.7 | 7.2 |
| | M6*1 | FH4 | M6 | NA | NA | 10 | 12 | 15 | 18 | 20 | 25 | 30 | 1.6-3 | 6 | 8.2 | 3 | 7.9 |

尺寸单位：英寸
All Dimensions are in Inches

| UNIFIED(英制) | 螺纹尺寸*螺距 Thread Size*Pitch | 型号 TYPE 不锈钢 Stainless Steel | 螺纹码 Thread Code | 长度码 Length Code"L"±.015 | | | | | | | | | 最小板厚 Min.Sheet Thickness | 安装孔 Hole Size In Sheet +.003 -.000 | H ±.015 | S MAX. | 最小边距 Min.Dist. Hole C/L To Edge |
|---|---|---|---|---|---|---|---|---|---|---|---|---|---|---|---|---|---|
| | | | | .250 | .312 | 0.375 | .500 | .625 | .750 | .875 | 1.00 | 1.25 | | | | | |
| | .112-40 (#4-40) | FH4 | 440 | 4 | 5 | 6 | 8 | 10 | 12 | 14 | NA | NA | .040~.095 | .111 | .176 | .085 | .219 |
| | .138-32 (#6-32) | FH4 | 632 | 4 | 5 | 6 | 8 | 10 | 12 | 14 | 16 | 20 | .040~.095 | .137 | .206 | .090 | .250 |
| | .164-32 (#8-32) | FH4 | 832 | 4 | 5 | 6 | 8 | 10 | 12 | 14 | 16 | 20 | .040~.095 | .163 | .237 | .090 | .281 |
| | .190-32 (#10-32) | FH4 | 032 | NA | 5 | 6 | 8 | 10 | 12 | 14 | 16 | 20 | .040~.095 | .189 | .256 | .090 | .281 |
| | .250-20 (1/4-20) | FH4 | 0420 | NA | NA | 6 | 8 | 10 | 12 | 14 | 16 | 20 | .062~.117 | .249 | .337 | .135 | .312 |

# 压铆销钉【FLUSH HEAD PINS】

## 产品型号分解 Part Number Designation

**FH - 3 - 6 ZI**

| FH | 3 | 6 | ZI |
|---|---|---|---|
| Type | Thead Cold | Length Code | Finish |

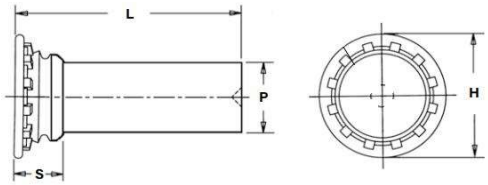


尺寸单位：MM
All Dimensions are in Millimeters

| METRIC（公制） | 直径 NominalPin Diameter P±0.05 | 型号 TYPE 钢 Steel | 不锈钢 Stainless | 铝 Aluminum | 销钉直径代码 | 长度码 Length Code"L"±0.4 | | | | | | | | | 最小板厚 Min.Sheet Thickness | 安装孔 Hole Size In Sheet +0.08 -0.00 | H ±0.4 | S MAX. | 最小边距 Min.Dist. Hole C/L To Edge |
|---|---|---|---|---|---|---|---|---|---|---|---|---|---|---|---|---|---|---|---|
| | 3 | FH | FHS | FHA | 3MM | 6 | 8 | 10 | 12 | 15 | 18 | 20 | 25 | 30 | 1 | 3.5 | 5.3 | 2.3 | 6.4 |
| | 4 | FH | FHS | FHA | 4MM | NA | 8 | 10 | 12 | 15 | 18 | 20 | 25 | 30 | 1 | 4.1 | 6 | 2.3 | 7.1 |
| | 5 | FH | FHS | FHA | 5MM | NA | 8 | 10 | 12 | 15 | 18 | 20 | 25 | 30 | 1 | 5.5 | 7.5 | 2.55 | 7.6 |

尺寸单位：英寸
All Dimensions are in Inches

| UNIFIED（英制） | 直径 NominalPin Diameter P±0.05 | 型号 TYPE 钢 Steel | 不锈钢 Stainless Steel | 铝 Aluminum | 销钉直径代码 | 长度码 Length Code"L"±.015 | | | | | | | | | 最小板厚 Min.Sheet Thickness | 安装孔 Hole Size In Sheet +.003 -.000 | H ±.015 | S MAX. | 最小边距 Min.Dist. Hole C/L To Edge |
|---|---|---|---|---|---|---|---|---|---|---|---|---|---|---|---|---|---|---|---|
| | | | | | | .250 | .312 | 0.375 | .500 | .625 | .750 | .875 | 1.00 | 1.25 | | | | | |
| | .073 | FH | FHS | FHA | 073 | 4 | 5 | 6 | 8 | 10 | NA | NA | NA | NA | .040 | .085 | .15 | .075 | .19 |
| | .084 | FH | FHS | FHA | 084 | 4 | 5 | 6 | 8 | 10 | 12 | NA | NA | NA | .040 | .099 | .16 | .085 | .22 |
| | .094 | FH | FHS | FHA | 094 | 4 | 5 | 6 | 8 | 10 | 12 | NA | NA | NA | .040 | .111 | .18 | .085 | .22 |
| | .103 | FH | FHS | FHA | 103 | 4 | 5 | 6 | 8 | 10 | 12 | NA | NA | NA | .040 | .118 | .18 | .085 | .22 |
| | .106 | FH | FHS | FHA | 106 | 4 | 5 | 6 | 8 | 10 | 12 | 14 | 16 | 20 | .040 | .125 | .19 | .090 | .22 |
| | .116 | FH | FHS | FHA | 116 | 4 | 5 | 6 | 8 | 10 | 12 | 14 | 16 | 20 | .040 | .137 | .21. | .090 | .25 |
| | .120 | FH | FHS | FHA | 120 | 4 | 5 | 6 | 8 | 10 | 12 | 14 | 16 | 20 | .040 | .137 | .21 | .090 | .25 |
| | .137 | FH | FHS | FHA | 137 | 4 | 5 | 6 | 8 | 10 | 12 | 14 | 16 | 20 | .040 | .157 | .23 | .090 | .28 |
| | .141 | FH | FHS | FHA | 141 | 4 | 5 | 6 | 8 | 10 | 12 | 14 | 16 | 20 | .040 | .163 | .24 | .090 | .28 |
| | .160 | FH | FHS | FHA | 160 | 4 | 5 | 6 | 8 | 10 | 12 | 14 | 16 | 20 | .040 | .189 | .26 | .100 | .28 |
| | 167 | FH | FHS | FHA | 167 | NA | 5 | 6 | 8 | 10 | 12 | 14 | 16 | 20 | .040 | .189 | .26 | .100 | .28 |
| | .173 | FH | FHS | FHA | 173 | NA | 5 | 6 | 8 | 10 | 12 | 14 | 16 | 20 | .040 | .197 | .26 | .100 | .28 |
| | 207 | FH | FHS | FHA | 207 | NA | 5 | 6 | 8 | 10 | 12 | 14 | 16 | 20 | .062 | .236 | .32 | .135 | .31 |
| | .215 | FH | FHS | FHA | 215 | NA | NA | NA | 8 | 10 | 12 | 14 | 16 | 20 | .062 | .250 | .34 | .135 | .31 |
| | .223 | FH | FHS | FHA | 223 | NA | NA | NA | 8 | 10 | 12 | 14 | 16 | 20 | .062 | .250 | .34 | .135 | .31 |
| | .273 | FH | FHS | FHA | 273 | NA | NA | NA | 8 | 10 | 12 | 14 | 16 | 20 | .093 | .312 | .38 | .160 | .38 |
| | .281 | FH | FHS | FHA | 281 | NA | NA | NA | 8 | 10 | 12 | 14 | 16 | 20 | .093 | .312 | .38 | .160 | .38 |

# 非平头压铆螺钉
# 【NON FLUSH SELF CLINCHING STUDS】

## 产品型号分解 Part Number Designation

**TFH - M3 - 8**

- TFH → Type
- M3 → Thead Cold
- 8 → Length Code

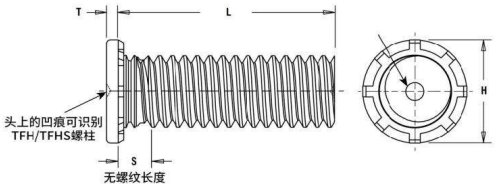

尺寸单位：MM
All Dimensions are in Millimeters

| | 螺纹尺寸*螺距 Thread Size*Pitch | 型号TYPE 钢 Steel | 型号TYPE 不锈钢 Stainless Steel | 螺纹码 Thread Code | 长度码 Length Code "L" ±0.4 | 最小板厚 Min. Sheet Thickness | 安装孔 Hole Size In Sheet | 连接零件上的孔 | H ±0.4 | S max | T max |
|---|---|---|---|---|---|---|---|---|---|---|---|
| METRIC（公制） | M3*0.5 | TFH | TFHS | M3 | 6-35 | 0.51 | 3 | 3.3 | 4.5 | 1.8 | 0.64 |
| | M4*0.7 | | | M4 | | 0.51 | 4 | 4.7 | 5.8 | 1.8 | 0.64 |
| | M5*0.8 | | | M5 | | 0.51 | 5 | 5.3 | 6.4 | 2.3 | 0.64 |

尺寸单位：英寸
All Dimensions are in Inches

| | 螺纹尺寸*螺距 Thread Size*Pitch | 型号TYPE 钢 Steel | 型号TYPE 不锈钢 Stainless Steel | 螺纹码 Thread Code | 长度码 Length Code "L" ±.015 | 最小板厚 Min. Sheet Thickness | 安装孔 Hole Size In Sheet | 连接零件上的孔 | H ±.015 | S max | T max |
|---|---|---|---|---|---|---|---|---|---|---|---|
| UNIFIED(英制) | .086-56 (#2-56) | TFH | TFHS | 256 | 4-24 | .020 | .085 | .105 | .141 | 070 | .025 |
| | .112-40 (#4-40) | | | 440 | | .020 | .111 | .135 | .176 | 070 | .025 |
| | .138-32 (#6-32) | | | 632 | | .020 | .137 | .160 | .203 | 070 | .025 |
| | .164-32 (#8-32) | | | 832 | | .020 | .163 | .185 | .234 | 070 | .025 |
| | .190-24 (#10-24) | | | 024 | | .020 | .189 | .210 | .250 | 090 | .025 |
| | .190-32 (#10-32) | | | 032 | | .020 | .189 | .210 | .250 | 090 | .025 |

# 小头窄型压铆螺钉 【SELF CLINCHING STUD】

## 产品型号分解 Part Number Designation

FHL - M3 - 8

↓ Type ↓ Thead Cold ↓ Length Code

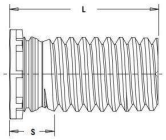


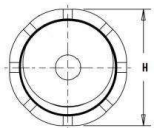

尺寸单位：MM
All Dimensions are in Millimeters

| METRIC（公制） 螺纹尺寸*螺距 Thread Size*Pitch | 型号TYPE 钢 Steel | 型号TYPE 不锈钢 Stainless Steel | 螺纹码 Thread Code | 长度代码"L"单位mm ±0.4 | 最小板厚 Min.Sheet Thickness | 安装孔 Hole Size In Sheet | 连接零件上的孔 | H ±0.4 | S max |
|---|---|---|---|---|---|---|---|---|---|
| M2.5*0.45 | FHL | FHLS | M2.5 | 6-35 | 1 | 2.5 | 2.9 | 3.15 | 2.1 |
| M3*0.5 | FHL | FHLS | M3 | 6-35 | 1 | 3 | 3.4 | 3.65 | 2.1 |
| M3.5*0.6 | FHL | FHLS | M3.5 | 6-35 | 1 | 3.5 | 3.9 | 4.15 | 2.3 |
| M4*0.7 | FHL | FHLS | M4 | 6-35 | 1 | 4 | 4.4 | 4.65 | 2.4 |
| M5*0.8 | FHL | FHLS | M5 | 6-35 | 1 | 5 | 5.4 | 5.9 | 2.7 |

尺寸单位：英寸
All Dimensions are in Inches

| UNIFIED(英制) 螺纹尺寸*螺距 Thread Size*Pitch | 型号TYPE 钢 Steel | 型号TYPE 不锈钢 Stainless Steel | 螺纹码 Thread Code | 长度代码"L"单位 Length Code "L" ±.015 | 最小板厚 Min.Sheet Thickness | 安装孔 Hole Size In Sheet | 连接零件上的孔 | H ±.015 | S max |
|---|---|---|---|---|---|---|---|---|---|
| .086-56 (#2-56) | FHL | FHLS | 256 | 4-24 | .040 | .085 | .100 | .112 | .080 |
| .112-40 (#4-40) | FHL | FHLS | 440 | 4-24 | .040 | .111 | .125 | .138 | .085 |
| .138-32 (#6-32) | FHL | FHLS | 632 | 4-24 | .040 | .137 | .150 | .164 | .090 |
| .164-32 (#8-32) | FHL | FHLS | 832 | 4-24 | .040 | .163 | .180 | .190 | .090 |
| .190-32 (#10-32) | FHL | FHLS | 032 | 4-24 | .040 | .189 | .205 | .225 | .100 |

# 重载压铆螺钉【HIGH STRENGTH CLINCHING STUDS】

## 产品型号分解Part Number Designation

HFH - M5 - 10

↓ Type ↓ Thead Cold ↓ Length Code

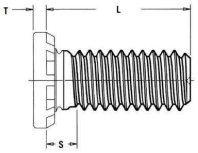


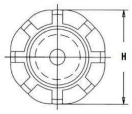

尺寸单位：MM
All Dimensions are in Millimeters

| METRIC（公制） 螺纹尺寸*螺距 Thread Size*Pitch | 型号TYPE 钢 Steel | 型号TYPE 不锈钢 Stainless Steel | 型号TYPE | 螺纹码 Thread Code | 长度代码"L"单位mm Length Code"L" ±0.4 | 最小板厚 Min.Sheet Thickness | 安装孔 Hole Size In Sheet | 连接零件上的孔 | H ±0.25 | S max | T max |
|---|---|---|---|---|---|---|---|---|---|---|---|
| M5*0.8 | HFH | HFHS | HFHB | M5 | 15-50 | 1.3 | 5 | 6.4 | 7.8 | 2.7 | 1.14 |
| M6*0.1 | HFH | HFHS | HFHB | M6 | 15-50 | 1.5 | 6 | 7.5 | 9.4 | 2.8 | 1.27 |
| M8*1.25 | HFH | HFHS | HFHB | M8 | 15-50 | 2 | 8 | 9.5 | 12.5 | 3.5 | 1.78 |
| M10*1.5 | HFH | HFHS | HFHB | M10 | 15-50 | 2.3 | 10 | 11.5 | 15.7 | 4.1 | 2.29 |

尺寸单位：英寸
All Dimensions are in Inches

| UNIFIED(英制) 螺纹尺寸*螺距 Thread Size*Pitch | 型号TYPE 钢 Steel | 型号TYPE 不锈钢 Stainless Steel | 型号TYPE 铜 Brass | 螺纹码 Thread Code | 长度代码"L"单位in Length Code"L" ±.015 | 板厚厚度 Min.Sheet Thickness | 安装孔 Hole Size In Sheet | 连接零件上的孔 | H ±.015 | S max | T |
|---|---|---|---|---|---|---|---|---|---|---|---|
| .190-32 (#10-32) | HFH | HFHS | HFHB | 032 | .500-2 | .050 | .190 | .252 | .300 | .105 | .040 |
| .250-20 (1/4-20) | HFH | HFHS | HFHB | 0420 | .500-2 | .060 | .250 | .312 | .380 | .125 | .050 |
| .313-18 (5/16-18) | HFH | HFHS | HFHB | 0518 | .500-2 | .075 | .312 | .374 | .480 | .140 | .070 |
| .375-16 (3/8-16) | HFH | HFHS | HFHB | 0616 | .500-2 | .090 | .375 | .437 | .580 | .155 | .085 |

# 薄板重载螺钉【HEAVY DUTY SELF CLINCHING STUDS】

## 产品型号分解Part Number Designation

HFE - M5 - 10

↓ Type ↓ Thead Cold ↓ Length Code

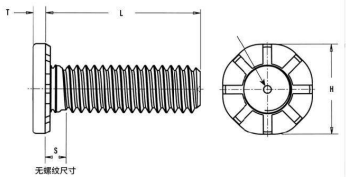

尺寸单位：MM
All Dimensions are in Millimeters

| | 螺纹尺寸*螺距 Thread Size*Pitch | 型号 TYPE | 螺纹码 Thread Code | 长度代码"L"单位mm Length Code "L" ±0.4 | 板厚厚度 Min. Sheet Thickness | 安装孔 Hole Size In Sheet +0.13 | 安装后最大接触孔 Max. Hole in Attach Parts | H ±0.25 | S max | T max |
|---|---|---|---|---|---|---|---|---|---|---|
| METRIC（公制） | M5*0.8 | HFE | M5 | 15-50 | 1 | 5 | 7.3 | 9.6 | 2.6 | 1.35 |
| | M6*0.1 | | M6 | | 1 | 6 | 8.3 | 11.35 | 2.8 | 1.52 |
| | M8*1.25 | | M8 | | 1.5 | 8 | 10.3 | 15.3 | 3.3 | 2.13 |

尺寸单位：英寸
All Dimensions are in Inches

| | 螺纹尺寸*螺距 Thread Size*Pitch | 型号 TYPE | 螺纹码 Thread Code | 长度代码"L"单位in Length Code "L" ±.015 | 板厚厚度 Min. Sheet Thickness | 安装孔 Hole Size In Sheet +.005 -.000 | 安装后最大接触孔 Max. Hole in Attach Parts | H ±.01 | S max | T max |
|---|---|---|---|---|---|---|---|---|---|---|
| UNIFIED(英制) | .190-32 (#10-32) | HFE | 032 | .500-2 | ,040 | ,190 | .280 | .357 | .102 | .048 |
| | .250-20 (1/4-20) | | 0420 | | .040 | .250 | .340 | .462 | .118 | .060 |
| | .313-18 (5/16-18) | | 0518 | | .060 | .312 | .402 | .586 | .133 | .083 |

# 挤压螺钉【SELF CLINCHING STUD】

## 产品型号分解Part Number Designation

KFH - M3 - 8

↓ Type ↓ Thead Cold ↓ Length Code

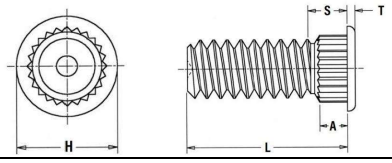


尺寸单位：MM
All Dimensions are in Millimeters

| | 螺纹尺寸*螺距 Thread Size*Pitch | 型号 TYPE | 螺纹码 Thread Code | 长度代码"L"单位mm Length Code "L" +0.08 | A (Shank) Max. | 板厚厚度 Min. Sheet Thickness | 安装孔 Hole Size In Sheet | 连接零件上的孔 | H ±0.25 | S max | T ±0.13 |
|---|---|---|---|---|---|---|---|---|---|---|---|
| METRIC（公制） | M3*0.5 | KFH | M3 | 6-18 | 1.65 | 1.53 | 3 | 3.7 | 4.58 | 2.3 | 0.51 |
| | M4*0.7 | | M4 | | 1.65 | 1.53 | 4.2 | 4.8 | 5.74 | 2.3 | 0.51 |
| | M5*0.8 | | M5 | | 1.65 | 1.53 | 5 | 5.8 | 6.6 | 2.3 | 0.51 |

尺寸单位：英寸
All Dimensions are in Inches

| | 螺纹尺寸*螺距 Thread Size*Pitch | 型号 TYPE | 螺纹码 Thread Code | 长度代码"L"单位in Length Code "L" ±.015 | A (Shank) Max. | 板厚厚度 Min. Sheet Thickness | 安装孔 Hole Size In Sheet | 连接零件上的孔 | H ±.01 | S max | T ±0.13 |
|---|---|---|---|---|---|---|---|---|---|---|---|
| UNIFIED(英制) | .112-40 (#4-40) | KFH | 440 | .250-.750 | .065 | .060 | .120 | .145 | .180 | .090 | .020 |
| | .138-32 (#6-32) | | 632 | | .065 | .060 | .140 | .170 | .200 | .090 | .020 |
| | .164-32 (#8-32) | | 832 | | .065 | .060 | .166 | .195 | .225 | .090 | .020 |
| | .190-32 (#10-32) | | 032 | | .065 | .060 | .189 | .220 | .250 | .090 | .020 |

# 焊接螺钉【WELD STUDS】

## 产品型号分解Part Number Designation

**FE - M3 - 6**

- FE → Type
- M3 → Thead Cold
- 6 → Length Code

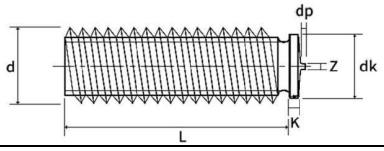


尺寸单位：MM
All Dimensions are in Millimeters

| METRIC（公制） | 型号 TYPE | | 螺纹码 Thread Code | 长度码 Length Code "L"mm | dk | | dp | | Z | | k | |
|---|---|---|---|---|---|---|---|---|---|---|---|---|
| | 不锈钢 Stainless Steel | 镀铜 Steel Copper Yellow | | | max | min | max | min | max | min | max | min |
| | FES | FE | M3 | 6<br>8<br>10<br>12<br>15<br>20<br>• | 4.65 | 4.35 | 0.78 | 0.52 | 0.53 | 0.27 | 1.3 | 0.7 |
| | FES | FE | M4 | | 5.65 | 5.35 | 0.78 | 0.52 | 0.63 | 0.37 | 1.3 | 0.7 |
| | FES | FE | M5 | | 6.68 | 6.32 | 0.88 | 0.62 | 0.73 | 0.47 | 1.4 | 0.8 |
| | FES | FE | M6 | | 7.68 | 7.32 | 0.88 | 0.62 | 0.83 | 0.57 | 1.4 | 0.8 |
| | FES | FE | M8 | | 9.72 | 9.29 | 0.88 | 0.62 | 0.93 | 0.67 | 1.5 | 0.9 |
| | FES | FE | M10 | | 11.72 | 11.29 | 1.1 | 0.85 | 1.03 | 0.77 | 1.5 | 0.9 |
| | FES | FE | M12 | , | 14.22 | 13.79 | 1.1 | 0.85 | 1.13 | 0.87 | 1.5 | 0.9 |

# 六角螺钉【HEXAGON SELF CLINCHING STUDS】

## 产品型号分解Part Number Designation

**NFHS - M3 - 6**

- NFHS → Type
- M3 → Thead Cold
- 6 → Length Code

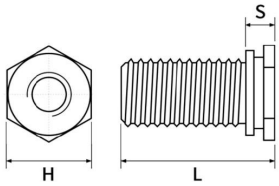


尺寸单位：MM
All Dimensions are in Millimeters

| METRIC（公制） | 螺纹尺寸*螺距 Thread Size*Pitch | 型号 TYPE | | 螺纹码 Thread Code | 长度码 Length Code "L"mm | 最小板厚 Min.Sheet Thickness | 安装孔 Hole Size In Sheet | H | S | 最小边距 Min.Dist. Hole C/L To Edge |
|---|---|---|---|---|---|---|---|---|---|---|
| | | 碳钢 Carbon Steel | 不锈钢 Stainless Steel | | | | ±0.08 | ±0.15 | MAX | |
| | M3*0.5 | NFH | NFHS | M3 | 6<br>8<br>10<br>12<br>15<br>20<br>· | 1 | 4.8 | 6.0 | 1.25 | 5.6 |
| | M4*0.7 | NFH | NFHS | M4 | | 1 | 5 | 6.0 | 1.25 | 7.2 |
| | M5*0.8 | NFH | NFHS | M5 | | 1 | 5 | 6.35 | 1.25 | 7.2 |
| | M6*1.0 | NFH | NFHS | M6 | | 1.3 | 6.0 | 7.0 | 1.40 | 7.9 |

# 埋头螺钉【CONCEALED-HEAD STUD】

## 产品型号分解 Part Number Designation

**CHC - M3 - 6**

- CHC → Type
- M3 → Thead Cold
- 6 → Length Code

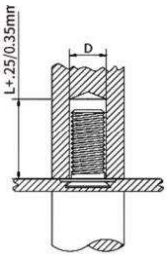


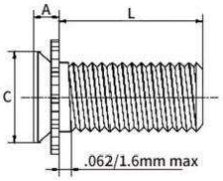


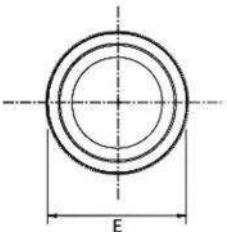


尺寸单位：MM
All Dimensions are in Millimeters

| | 螺纹尺寸*螺距 Thread Size*Pitch | 型号 TYPE 铝 Aluminum | 型号 TYPE 不锈钢 Stainless Steel | 螺纹码 Thread Code | 长度码 Length Code "L"mm | 最小板厚 Min. Sheet Thickness | 安装孔 Hole Size In Sheet | 最小安装孔深 MinDepth of Blind Hole | A MAX. | E ±0.25 | C MAX. | 最小边距 Min. Dist. Hole C/L To Edge | 安装后最大接触孔 Max. Hole In Attached Parts |
|---|---|---|---|---|---|---|---|---|---|---|---|---|---|
| METRIC（公制） | M3*0.5 | CHA | CHC | M3 | 6 8 10 12 16 20 | 1.6 | 4.37 | 1.1 | 1.04 | 5.21 | 4.35 | 4 | 3.5 |
| | | CFHA | CFHC | | | 2.4 | | 1.91 | 1.8 | | | | |
| | M4*0.7 | CHA | CHC | M4 | | 1.6 | 7.37 | 1.1 | 1.04 | 8.33 | 7.35 | 5.5 | 4.6 |
| | | CFHA | CFHC | | | 2.4 | | 1.91 | 1.8 | | | | |
| | M5*0.8 | CHA | CHC | M5 | | 1.6 | 7.39 | 1.1 | 1.04 | 8.89 | 7.9 | 6.4 | 5.6 |
| | | CFHA | CFHC | | | 2.4 | | 1.91 | 1.8 | | | | |

尺寸单位：英寸
All Dimensions are in Inches

| | 螺纹尺寸*螺距 Thread Size*Pitch | 型号 TYPE 铝 Aluminum | 型号 TYPE 不锈钢 Stainless Steel | 螺纹码 Thread Code | 长度码 Length Code "L" | 最小板厚 Min. Sheet Thickness | 安装孔 Hole Size In Sheet | 最小安装孔深 MinDepth of Blind Hole | A MAX | E ±.010 | C MAX | 最小边距 Min. Dist. Hole C/L To Edge | 安装后最大接触孔 Max. Hole In Attached Parts |
|---|---|---|---|---|---|---|---|---|---|---|---|---|---|
| UNIFIED(英制) | .112-40 (#4-40) | CHA | CHC | 440 | 6 8 10 12 16 20 | .062 | .172 | .043 | .041 | .205 | .171 | .156 | .135 |
| | | CFHA | CFHC | | | .093 | | .075 | .071 | | | | |
| | .138-32 (#6-32) | CHA | CHC | 632 | | .062 | .213 | .043 | .041 | .250 | .212 | .188 | .160 |
| | | CFHA | CFHC | | | 093 | | .075 | .071 | | | | |
| | .164-32 (#8-32) | CHA | CHC | 832 | | 062 | .290 | .043 | .041 | .328 | .289 | .219 | .185 |
| | | CFHA | CFHC | | | .093 | | .075 | .071 | | | | |
| | .190-32 (#10-32) | CHA | CHC | 032 | | .062 | .312 | .043 | .041 | .350 | .311 | .250 | .210 |
| | | CFHA | CFHC | | | .093 | | .075 | .071 | | | | |

# 盲孔压铆螺柱【SELF CLINCHING STANDOFFS】

## 产品型号分解Part Number Designation

**BSO - M3 - 6**

↓ Type ↓ Thead Cold ↓ Length Code

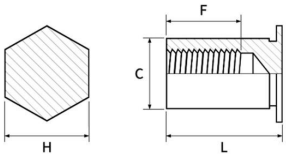


尺寸单位：MM
All Dimensions are in Millimeters

| | 螺纹尺寸*螺距 Thread Size*Pitch | 型号 TYPE 碳钢 Carbon Steel | 不锈钢 Stainless Steel | 不锈铁 Stainless Iron | 铝 Aluminum | 螺纹码 Thread Code | 长度码 Length Code*L"mm +0.05-0.13 | | | | | | | | | | | | | 最小板厚 Min.Sheet Thickness | 安装孔 Hole Size In Sheet | C -0.13 | H Nom | 最小边距 Min. Dist |
|---|---|---|---|---|---|---|---|---|---|---|---|---|---|---|---|---|---|---|---|---|---|---|---|---|
| METRIC（公制） | M2*0.4 | BSO | BSOS | BSO4 | BSOA | M2 | 3 | 4 | 5 | 6 | 8 | 10 | 12 | 14 | 15 | 16 | 18 | 20 | 25 | 1 | 4.2 | 4.19 | 4.75 | 6 |
| | M2.5*0.45 | | | | | M2.5 | 3 | 4 | 5 | 6 | 8 | 10 | 12 | 14 | 15 | 16 | 18 | 20 | 25 | 1 | 4.2 | 4.19 | 4.75 | 6 |
| | M3*0.5 | | | | | M3 | 3 | 4 | 5 | 6 | 8 | 10 | 12 | 14 | 15 | 16 | 18 | 20 | 25 | 1 | 4.2 | 4.19 | 4.75 | 6 |
| | 3.5M3*0.5 | | | | | 3.5M3 | 3 | 4 | 5 | 6 | 8 | 10 | 12 | 14 | 15 | 16 | 18 | 20 | 25 | 1 | 5.4 | 5.38 | 6.35 | 6.8 |
| | M3.5*0.6 | | | | | M3.5 | 3 | 4 | 5 | 6 | 8 | 10 | 12 | 14 | 15 | 16 | 18 | 20 | 25 | 1 | 5.4 | 5.38 | 6.35 | 8.8 |
| | M4*0.7 | | | | | M4 | 3 | 4 | 5 | 6 | 8 | 10 | 12 | 14 | 15 | 16 | 18 | 20 | 25 | 1.3 | 6 | 5.98 | 7 | 8 |
| | 3.5M4*0.7 | | | | | 3.5M4 | 3 | 4 | 5 | 6 | 8 | 10 | 12 | 14 | 15 | 16 | 18 | 20 | 25 | 1.3 | 7.2 | 7.15 | 8 | 8 |
| | M5*0.8 | | | | | M5 | 3 | 4 | 5 | 6 | 8 | 10 | 12 | 14 | 15 | 16 | 18 | 20 | 25 | 1.3 | 7.2 | 7.15 | 8 | 8 |
| | M6*1.0 | | | | | M6 | 3 | 4 | 5 | 6 | 8 | 10 | 12 | 14 | 15 | 16 | 18 | 20 | 25 | 1.3 | 8.8 | 8.75 | 10 | 10 |
| | M8*1.25 | | | | | M8 | 3 | 4 | 5 | 6 | 8 | 10 | 12 | 14 | 15 | 16 | 18 | 20 | 25 | 1.3 | 11 | 10.95 | 13 | 14 |

尺寸单位：英寸
All Dimensions are in Inches

| | 螺纹尺寸*螺距 Thread Size*Pitch | 型号 TYPE 碳钢 Carbon Steel | 不锈钢 Stainless Steel | 不锈铁 Stainless Iron | 铝 Aluminum | 螺纹码 Thread Code | 长度码 Length Code*L"mm +.002-.005 | | | | | | | | | | | | | 最小板厚 Min.Sheet Thickness | 安装孔 Hole Size In Sheet | C -.005 | H Nom | 最小边距 Min. Dist. |
|---|---|---|---|---|---|---|---|---|---|---|---|---|---|---|---|---|---|---|---|---|---|---|---|---|
| | | | | | | | .125 | .187 | .250 | .312 | .375 | .437 | .500 | .562 | .625 | .687 | .750 | .812 | .875 | | | | | |
| UNIFIED(英制) | .112-40 (#4-40) | BSO | BSOS | BSO4 | BSOA | 440 | 4 | 6 | 8 | 10 | 12 | 14 | 16 | 18 | 20 | 22 | 24 | 26 | 28 | 1 | 4.2 | 4.19 | 4.75 | 6 |
| | | | | | | 6440 | | | | | | | | | | | | | | | | | | |
| | .138-32 (#6-32) | | | | | 632 | 4 | 6 | 8 | 10 | 12 | 14 | 16 | 18 | 20 | 22 | 24 | 26 | 28 | 1 | 4.2 | 4.19 | 4.75 | 6 |
| | | | | | | 8632 | | | | | | | | | | | | | | | | | | |
| | .164-32 (#8-32) | | | | | 832 | 4 | 6 | 8 | 10 | 12 | 14 | 16 | 18 | 20 | 22 | 24 | 26 | 28 | 1 | 4.2 | 4.19 | 4.75 | 6 |
| | .190-32 (#10-32) | | | | | 032 | 4 | 6 | 8 | 10 | 12 | 14 | 16 | 18 | 20 | 22 | 24 | 26 | 28 | 1 | 5.4 | 5.38 | 6.35 | 6.8 |

# 通孔孔压铆螺柱【SELF CLINCHING STANDOFFS】

## 产品型号分解Part Number Designation

**SO - M3 - 6**

- SO → Type
- M3 → Thead Cold
- 6 → Length Code

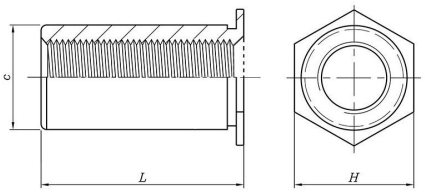


尺寸单位：MM
All Dimensions are in Millimeters

| | 螺纹尺寸*螺距 Thread Size*Pitch | 型号 TYPE 碳钢 Carbon Steel | 不锈钢 Stainless Steel | 不锈铁 Stainless Iron | 铝 Aluminum | 螺纹码 Thread Code | 长度码 Length Code"L"mm +0.05-0.13 | | | | | | | | | | | | | 最小板厚 Min.Sheet Thickness | 安装孔 Hole Size In Sheet | C -0.13 | H Nom | 最小边距 Min.Dist. Hole C/L To Edge |
|---|---|---|---|---|---|---|---|---|---|---|---|---|---|---|---|---|---|---|---|---|---|---|---|---|
| METRIC（公制） | M2*0.4 | SO | SOS | SO4 | SOA | M2 | 3 | 4 | 5 | 6 | 8 | 10 | 12 | 14 | 15 | 16 | 18 | 20 | 25 | 1 | 4.2 | 4.19 | 4.75 | 6 |
| | M2.5*0.45 | | | | | M2.5 | 3 | 4 | 5 | 6 | 8 | 10 | 12 | 14 | 15 | 16 | 18 | 20 | 25 | 1 | 4.2 | 4.19 | 4.75 | 6 |
| | M3*0.5 | | | | | M3 | 3 | 4 | 5 | 6 | 8 | 10 | 12 | 14 | 15 | 16 | 18 | 20 | 25 | 1 | 4.2 | 4.19 | 4.75 | 6 |
| | 3.5M3*0.5 | | | | | 3.5M3 | 3 | 4 | 5 | 6 | 8 | 10 | 12 | 14 | 15 | 16 | 18 | 20 | 25 | 1 | 5.4 | 5.38 | 6.35 | 6.8 |
| | M3.5*0.6 | | | | | M3.5 | 3 | 4 | 5 | 6 | 8 | 10 | 12 | 14 | 15 | 16 | 18 | 20 | 25 | 1 | 5.4 | 5.38 | 6.35 | 8.8 |
| | M4*0.7 | | | | | M4 | 3 | 4 | 5 | 6 | 8 | 10 | 12 | 14 | 15 | 16 | 18 | 20 | 25 | 1.3 | 6 | 5.98 | 7 | 8 |
| | 3.5M4*0.7 | | | | | 3.5M4 | 3 | 4 | 5 | 6 | 8 | 10 | 12 | 14 | 15 | 16 | 18 | 20 | 25 | 1.3 | 7.2 | 7.15 | 8 | 8 |
| | M5*0.8 | | | | | M5 | 3 | 4 | 5 | 6 | 8 | 10 | 12 | 14 | 15 | 16 | 18 | 20 | 25 | 1.3 | 7.2 | 7.15 | 8 | 8 |
| | M6*1.0 | | | | | M6 | 3 | 4 | 5 | 6 | 8 | 10 | 12 | 14 | 15 | 16 | 18 | 20 | 25 | 1.3 | 8.8 | 8.75 | 10 | 10 |
| | M8*1.25 | | | | | M8 | 3 | 4 | 5 | 6 | 8 | 10 | 12 | 14 | 15 | 16 | 18 | 20 | 25 | 1.3 | 11 | 10.95 | 13 | 14 |

尺寸单位：英寸
All Dimensions are in Inches

| | 螺纹尺寸*螺距 Thread Size*Pitch | 型号 TYPE 碳钢 Carbon Steel | 不锈钢 Stainless Steel | 不锈铁 Stainless Iron | 铝 Aluminum | 螺纹码 Thread Code | 长度码 Length Code"L"mm +.002-.005 | | | | | | | | | | | | | 最小板厚 Min.Sheet Thickness | 安装孔 Hole Size In Sheet | C -.005 | H Nom | 最小边距 Min.Dist. Hole C/L To Edge |
|---|---|---|---|---|---|---|---|---|---|---|---|---|---|---|---|---|---|---|---|---|---|---|---|---|
| UNIFIED(英制) | | | | | | | .125 | .187 | .250 | .312 | .375 | .437 | .500 | .562 | .625 | .687 | .750 | .812 | .875 | | | | | |
| | .112-40 (#4-40) | SO | SOS | SO4 | SOA | 440 | 4 | 6 | 8 | 10 | 12 | 14 | 16 | 18 | 20 | 22 | 24 | 26 | 28 | 1 | 4.2 | 4.19 | 4.75 | 6 |
| | | | | | | 6440 | | | | | | | | | | | | | | | | | | |
| | .138-32 (#6-32) | | | | | 632 | 4 | 6 | 8 | 10 | 12 | 14 | 16 | 18 | 20 | 22 | 24 | 26 | 28 | 1 | 4.2 | 4.19 | 4.75 | 6 |
| | | | | | | 8632 | | | | | | | | | | | | | | | | | | |
| | .164-32 (#8-32) | | | | | 832 | 4 | 6 | 8 | 10 | 12 | 14 | 16 | 18 | 20 | 22 | 24 | 26 | 28 | 1 | 4.2 | 4.19 | 4.75 | 6 |
| | .190-32 (#10-32) | | | | | 32 | 4 | 6 | 8 | 10 | 12 | 14 | 16 | 18 | 20 | 22 | 24 | 26 | 28 | 1 | 5.4 | 5.38 | 6.35 | 6.8 |

# 花齿压铆螺柱【SELF CLINCHING STANDOFFS】

## 产品型号分解Part Number Designation

**DSOS - M3 - 7**

↓ Type ↓ Thead Cold ↓ Length Code

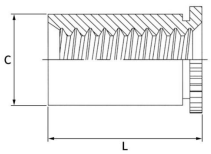


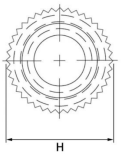


尺寸单位：MM
All Dimensions are in Millimeters

| METRIC（公制） | 螺纹尺寸*螺距 Thread Size*Pitch | 类型 TYPE | | 螺纹码 Thread Code | 长度码 Length Code "L"mm +0.05-0.13 | 最小板厚 Min. Sheet Thickness | 安装孔 Hole Size In Sheet +0.08 | C MAX | H NOM | 最小边距 Min. Dist. Hole C/L To Edge |
|---|---|---|---|---|---|---|---|---|---|---|
| | | 不锈钢 Stainless Steel | 碳钢 Carbon Steel | | | | | | | |
| | M3*0.5 | DSOS | DSO | M3 | 6.35 | 0.94-6.35 | 4.2 | 4.2 | 4.92 | 3.2 |
| | | | | | 7 | | | | | |

尺寸单位：英寸
All Dimensions are in Inches

| UNIFIED(英制) | 螺纹尺寸*螺距 Thread Size*Pitch | 类型 TYPE | | 螺纹码 Thread Code | 长度码 Length Code "L"mm +.002-.005 | 最小板厚 Min. Sheet Thickness | 安装孔 Hole Size In +0.08 | C MAX | H NOM | 最小边距 Min. Dist. Hole C/L To Edge |
|---|---|---|---|---|---|---|---|---|---|---|
| | | 不锈钢 Stainless Steel | 碳钢 Carbon Steel | | | | | | | |
| | .112-40 (#4-40) | DSOS | DSO | 440 | 250 | .037-.025 | .166 | .165 | .194 | .126 |
| | | | | | 270 | | | | | |

# 无台阶防水螺母柱【BLIND STANDOFFS】

## 产品型号分解Part Number Designation

**BSS - M6 - 10 - 1**

↓ Type ↓ Thead Cold ↓ Length Code ↓ Shank Code

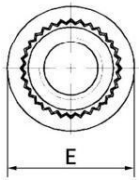


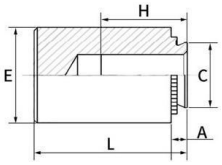


尺寸单位：MM
All Dimensions are in Millimeters

| 型号 TYPE | 螺纹尺寸*螺距 Thread Size*Pitch | 底端码 Shank Code | A (Shank) Max. | 最小板厚 Min.Sheet Thickness | 安装孔 Hole Size In Sheet +0.08 | C max | E ±0.25 | L ±0.25 | T ±0.1 | H min | 最小边距 Min.Dist. Hole C/L To Edge |
|---|---|---|---|---|---|---|---|---|---|---|---|
| BSS | M3*0.5 | 0 | 0.77 | 0.8-1 | 4.25 | 4.22 | 6.35 | 10 | 1.1 | 5.3 | 4.8 |
| | | 1 | 0.97 | 1 | | | | | | | |
| | | 2 | 1.38 | 1.4 | | | | | | | |
| | M4*0.7 | 0 | 0.77 | 0.8-1 | 5.4 | 5.38 | 7.95 | 10 | 1.4 | 7.1 | 6.9 |
| | | 1 | 0.97 | 1 | | | | | | | |
| | | 2 | 1.38 | 1.4 | | | | | | | |
| | M5*0.8 | 0 | 0.77 | 0.8-1 | 6.4 | 6.38 | 8.75 | 10 | 1.4 | 7.1 | 7.1 |
| | | 1 | 0.97 | 1 | | | | | | | |
| | | 2 | 1.38 | 1.4 | | | | | | | |
| | M6*1.0 | 0 | 1.15 | 1.2 | 8.75 | 8.72 | 11.1 | 10 | 1.5 | 6.3 | 8.6 |
| | | 1 | 1.38 | 1.4 | | | | | | | |
| | | 2 | 2.21 | 2.3 | | | | | | | |
| | M8*1.25 | 1 | 1.38 | 1.4 | 10.5 | 10.47 | 12.65 | 16 | 2 | 10 | 9.7 |
| | | 2 | 2.21 | 2.3 | | | | 20 | | 14 | |
| | M12*1.75 | 2 | 1.95 | 2 | 14.1 | 14.1 | 17 | 20 | 3 | 14 | 10.8 |
| | | | | | | | | 30 | | 24 | |

# 防水螺母柱【BLIND STANDOFFS】

## 产品型号分解 Part Number Designation

**BS - M3 - 1**

↓ Type

↓ Thead Cold

↓ Shank Code

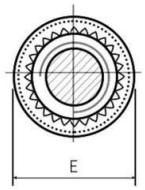


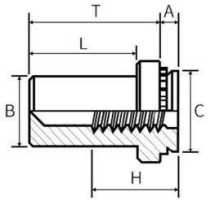


尺寸单位：MM
All Dimensions are in Millimeters

| METRIC（公制） | 螺纹尺寸*螺距 Thread Size*Pitch | 类型 TYPE 碳钢 Carbon Steel | 类型 TYPE 不锈钢 Stainless Steel | 螺纹码 Thread Code | 低端码 Shank Code | 最小板厚 Min. Sheet Thickness | A (Shank) Max. | 安装孔 Hole Size In Sheet | B Max | C Max | E ±0.25 | H | L Max | T ±0.25 | 最小边距 Min. Dist. Hole C/L To Edge |
|---|---|---|---|---|---|---|---|---|---|---|---|---|---|---|---|
| | M3*0.5 | B | BS | M3 | 1 | 1 | 0.97 | 4.25 | ### | 4.22 | 6.35 | 5.3 | 8.5 | 9.6 | 4.8 |
| | | | | | 2 | 1.4 | 1.38 | | | | | | | | |
| | M4*0.7 | B | BS | M4 | 1 | 1 | 0.97 | 5.4 | 5.2 | 5.38 | 7.95 | 7.1 | 9.8 | ### | 6.9 |
| | | | | | 2 | 1.4 | 1.38 | | | | | | | | |
| | M5*0.8 | B | BS | M5 | 1 | 1 | 0.97 | 6.4 | ### | 6.38 | 8.75 | 7.1 | 9.8 | ### | 7.1 |
| | | | | | 2 | 1.4 | 1.38 | | | | | | | | |
| | M6*1 | B | BS | M6 | 1 | 1.4 | 1.38 | 8.75 | ### | 8.72 | 11.1 | 7.8 | 12.7 | ### | 8.6 |
| | | | | | 2 | 2.3 | 2.21 | | | | | | | | |
| | M8*1.25 | B | BS | M8 | 1 | 1.4 | 1.38 | 10.5 | 9.8 | 10.5 | 12.7 | 9.0 | 13.6 | ### | 9.7 |
| | | | | | 2 | 2.3 | 2.21 | | | | | | | | |

尺寸单位：英寸
All Dimensions are in Inches

| UNIFIED(英制) | 螺纹尺寸*螺距 Thread Size*Pitch | 类型 TYPE 碳钢 Carbon Steel | 类型 TYPE 不锈钢 Stainless Steel | 螺纹码 Thread Code | 底端码 Shank Code | 最小板厚 Min. Sheet Thickness | A (Shank) Max. | 安装孔 Hole Size In Sheet | B Max | C Max | E ±.01 | H | L Max | T ±.01 | 最小边距 Min. Dist. Hole C/L To Edge |
|---|---|---|---|---|---|---|---|---|---|---|---|---|---|---|---|
| | .112-40 (#4-40) | B | BS | 440 | 1 | .040 | .038 | .165 | ### | ,165 | .25 | .21 | .335 | .38 | .19 |
| | | | | | 2 | .056 | .054 | | | | | | | | |
| | 138-32 (#6-32) | B | BS | 632 | 1 | .040 | 038 | .1875 | ### | .187 | .28 | .23 | .335 | .38 | .22 |
| | | | | | 2 | .056 | 054 | | | | | | | | |
| | .164-32 (#8-32) | B | BS | 832 | 1 | .040 | 038 | .213 | ### | .212 | .31 | .28 | .385 | .44 | .27 |
| | | | | | 2 | .056 | .054 | | | | | | | | |
| | .190-32 (#10-32) | B | BS | 032 | 1 | .040 | .038 | .250 | ### | .249 | .34 | .28 | .385 | .44 | .28 |
| | | | | | 2 | .056 | .054 | | | | | | | | |
| | .250-20 (#1/4-20) | B | BS | 0420 | 1 | ,056 | 054 | .344 | ### | .343 | .43 | .31 | .500 | .56 | .34 |
| | | | | | 2 | .090 | .087 | | | | | | | | |

# 种焊螺柱【WELD STANDOFFS】

**产品型号分解Part Number Designation**

**ITS - M3 - 6**

↓ Type ↓ Thead Cold ↓ Length Code

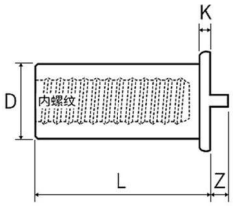


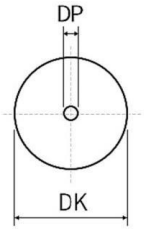


尺寸单位：MM
All Dimensions are in Millimeters

| 螺纹尺寸*螺距 Thread Size*Pitch | 型号 TYPE | | 螺纹码 Thread Code | 长度码 Length Code "L"mm | 焊点高度 weld Point High | 焊点外径 weld Point Diameter | 头部厚度 Head Thickness | 头部外径 Head Diameter | 螺柱外径 Diameter |
|---|---|---|---|---|---|---|---|---|---|
| | 不锈钢 Stainless Steel | 镀铜 Steel Copper Yellow | | | Z | DP | K | DK | D |
| M3*0.5 | ITS | IT | M3 | 6<br>8<br>10<br>12<br>15 | 0.7 | 0.8 | 1 | 6.5 | 5 |
| M4*0.7 | ITS | IT | M4 | | 0.7 | 0.8 | 1 | 7.5 | 6 |
| M5*0.8 | ITS | IT | M5 | | 0.7 | 0.8 | 1 | 8.5 | 7 |
| M6*1.0 | ITS | IT | M6 | | 0.7 | 1 | 1 | 9.5 | 8 |
| M8*1.25 | ITS | IT | M8 | | 0.7 | 1 | 1 | 11.5 | 10 |

# 反盲孔压铆螺柱【ANTI BLIND HOLE STANDOFFS 】

**产品型号分解 Part Number Designation**

**TBSO - M3 - 8**

↓ Type ↓ Thead Cold ↓ Length Code

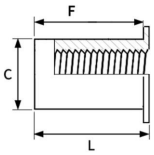


尺寸单位：MM
All Dimensions are in Millimeters

| | 螺纹尺寸*螺距 Thread Size*Pitch | 型号TYPE | | | 螺纹码 Thread Code | 最小板厚 Min.Sheet Thickness | 安装孔 Hole Size In Sheet | C -0.13 | H | 最小边距 Min.Dist. Hole C/L To Edge |
|---|---|---|---|---|---|---|---|---|---|---|
| | | 碳钢 Carbon Steel | 不锈钢 Stainless Steel | 铝 Aluminum | | | | | | |
| METRIC（公制） | M3*0.5 | TBSO | TBSOS | TBSOA | M3 | 1 | 4.2 | 4.19 | 4.75 | 6 |
| | 3.5M3*0.5 | | | | 3.5M3 | 1 | 5.4 | 5.38 | 6.35 | 6.8 |
| | M4*0.7 | | | | M4 | 1.3 | 6 | 5.98 | 7 | 8 |
| | 3.5M4*0.7 | | | | 3.5M4 | 1.3 | 7.2 | 7.15 | 8 | 8 |
| | M5*0.8 | | | | M5 | 1.3 | 7.2 | 7.15 | 8 | 8 |
| | M6*1.0 | | | | M6 | 1.3 | 8.8 | 8.75 | 10 | 10 |

# 埋头螺柱【CONCEALED HEAD STANDOFFS 】

## 产品型号分解Part Number Designation

**CSOS - M3 - 6**

↓ Type

↓ Thead Cold

↓ Length Code

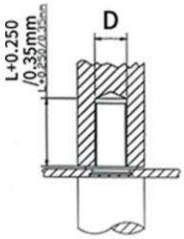


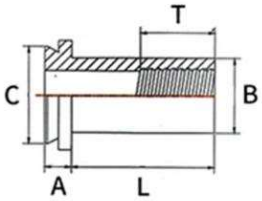


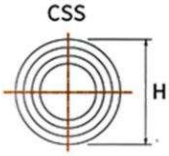


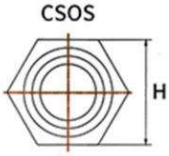


METRIC（公制）

尺寸单位：MM
All Dimensions are in Millimeters

| 螺纹尺寸*螺距 Thread Size*Pitch | 不锈钢 Stainless Steel | 螺纹码 Thread Code | 长度码 Length Code "L"mm | 最小板厚 Min. Sheet Thickness | 安装孔 Hole Size In Sheet +0.08 | 最小安装孔深 Min.Deph Of Blind Hole | 螺纹深度 Depth Full Thread T | A MAX | B MAX | C MAX. | H NOM | 最小边距 Min.Dist. Hole C/L To Edge |
|---|---|---|---|---|---|---|---|---|---|---|---|---|
| M3*0.5 | CSS | M3 | 4<br>6<br>8<br>10<br>12<br>16<br>20 | 1.6 | 5.41 | 1.1 | 5 | 1.04 | 4.2 | 5.39 | 6.35 | 4.8 |
| | CSOS | | | 2.4 | | 1.91 | | 1.83 | | | | |
| M4*0.7 | CSS | M4 | | 1.6 | 7.92 | 1.1 | 6.5 | 1.04 | 6.23 | 7.9 | 8.74 | 6.4 |
| | CSOS | | | 2.4 | | 1.91 | | 1.83 | | | | |
| M5*0.8 | CSS | M5 | | 1.6 | 8.74 | 1.1 | 9.6 | 1.04 | 7.37 | 8.72 | 9.53 | 7.2 |
| | CSOS | | | 2.4 | | 1.91 | | 1.83 | | | | |
| M6*1 | CSS | M6 | | 2.4 | 9.9 | 1.91 | 9.6 | 1.83 | 1.83 | 9.89 | 11.11 | 9.5 |
| | CSOS | | | | | | | | | | | |

UNIFIED（英制）

尺寸单位：英寸
All Dimensions are in Inches

| 螺纹尺寸*螺距 Thread Size*Pitch | 不锈钢 Stainless Steel | 螺纹码 Thread Code | 长度码 Length Code "L"mm | 最小板厚 Min. Sheet Thickness | 安装孔 Hole Size In Sheet +0.08 | 最小安装孔深 Min.Deph Of Blind Hole | 螺纹深度 Depth Full Thread T | A MAX | B MAX | C MAX. | H NOM | 最小边距 Min.Dist. Hole C/L To Edge |
|---|---|---|---|---|---|---|---|---|---|---|---|---|
| .112-40<br>(#4-40) | CSS | 440 | 4<br>6<br>8<br>10<br>12<br>16<br>20<br>・・・ | .062 | 0.213 | 0.043 | 0.2 | 0.041 | 0.165 | CSS | .250 | 0.188 |
| | CSOS | | | 0.093 | | 0.075 | | .072 | | | | |
| .138-32<br>(#6-32) | CSS | 632 | | 0.062 | 0.29 | 0.043 | 0.25 | 0.041 | 0.213 | .289 | .312 | 0.218 |
| | CSOS | | | 0.093 | | 0.075 | | 0.072 | | | | |
| .164-32<br>(#8-32) | CSOS | 832 | | 0.062 | .312 | 0.043 | 0.25 | 0.041 | .245 | .311 | .344 | 0.25 |
| | | | | 0.093 | | 0.075 | | .072 | | | | |
| .343 | CSS | 32 | | 62 | 0.344 | 0.043 | .375 | 0.041 | 0.29 | .343 | .375 | 0.281 |
| | CSOS | | | .093 | | .075 | | .072 | | | | |
| .250-20<br>(1/4-20) | CSS | 0420 | | .062 | .380 | .043 | .375 | .041 | .354 | .389 | .438 | .375 |
| | CSOS | | | .093 | | .075 | | .072 | | | | |

# 支撑卡柱【SNAP TOP STANDOFFS 】

## 产品型号分解Part Number Designation

| SSS | - | 4mm | - | 8 | ZU |
|---|---|---|---|---|---|
| ↓ | | ↓ | | ↓ | ↓ |
| Type and Material | | Diameter Code | | Length code | Finish Code |

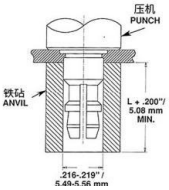


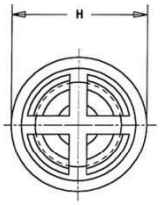


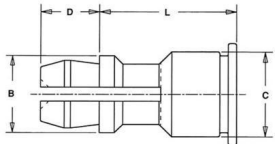


尺寸单位：MM
All Dimensions are in Millimeters

| METRIC（公制） | 型号TYPE | | | 安装孔 Hole Size In Sheet | 长度编码"L"±0.13 Length Code"L 长度(英寸)=长度编码/32 | B | C | H | D |
|---|---|---|---|---|---|---|---|---|---|
| | 铝 Aluminum | 碳钢 Carbon Steel | 不锈钢 Stainless Steel | | | ±0.13 | MAX | ±0.13 | ±0.13 |
| | SSA | SSS | SSC | 4mm | 8 10 12 14 16 18 20 24 28 32 | 4.78 | 5.39 | 6.35 | 3.58 |

尺寸单位：英寸
All Dimensions are in Inches

| UNIFIED(英制) | 型号TYPE | | | 安装孔 Hole Size In Sheet | 长度编码"L"±.005 Length Code"L 长度(英寸)=长度编码/32 | B | C | H | D |
|---|---|---|---|---|---|---|---|---|---|
| | 铝 Aluminum | 碳钢 Carbon | 不锈钢 Stainless | | | ±.005 | MAX | ±.005 | ±.005 |
| | SSA | SSS | SSC | 156 | 8 10 12 14 16 18 20 24 28 32 | .188 | .212 | .250 | .141 |

# 支撑卡柱【SNAP TOP STANDOFFS 】

## 产品型号分解Part Number Designation

| KSSB | - | 4MM | - | 8 | X |
|---|---|---|---|---|---|
| ↓ | | ↓ | | ↓ | ↓ |
| Type and Material | | Diameter Code | | Length code | Finish Code |

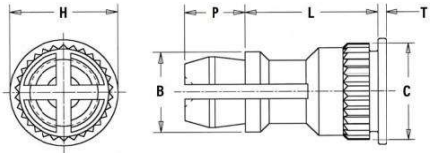


尺寸单位：MM
All Dimensions are in Millimeters

| METRIC（公制） | 铜 Brass | 安装孔 Hole Size In Sheet | 长度编码"L"±0.13 Length Code"L 长度(英寸)=长度编码/32 | B | C | H | D | T |
|---|---|---|---|---|---|---|---|---|
| | | | | ±0.13 | MAX | ±0.13 | ±0.13 | ±0.13 |
| | KSSB | 4mm | 8 10 12 14 16 18 20 22 25 | 4.8 | 5.74 | 6.35 | 3.58 | 0.51 |

尺寸单位：英寸
All Dimensions are in Inches

| UNIFIED(英制) | 铜 Brass | 安装孔 Hole Size In Sheet | 长度编码"L"±.005 Length Code"L 长度(英寸)=长度编码/32 | B | C | H | D | T |
|---|---|---|---|---|---|---|---|---|
| | | | | ±.005 | MAX | ±.005 | ±.005 | ±.005 |
| | KSSB | 156 | 8 10 12 14 16 18 20 24 28 32 | .188 | .226 | .250 | .141 | .020 |

# 定位支撑柱【KEYHOLE STANDOFFS 】

## 产品型号分解Part Number Designation

**SKS - 6060 - 12**

↓ Type and Material

↓ Diameter Code

↓ Length code

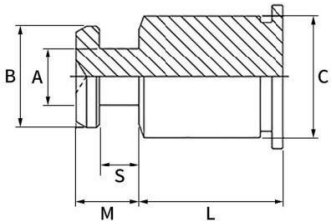

尺寸单位：MM
All Dimensions are in Millimeters

| METRIC（公制） | 型号 TYPE | 规格代号 Body Side-Sheet Code | 安装孔 Hole Size In Sheet +0.08 | 长度编码“L”±0.13长度(毫米)=长度编码/32 Length Code“L | | | | | | | | | | | | A ±0.08 | B ±0.08 | C MAX | S ±0.08 | M MAX |
|---|---|---|---|---|---|---|---|---|---|---|---|---|---|---|---|---|---|---|---|---|
| | SKC | 61.5 | 5.5 | 2 | 4 | 6 | 8 | 10 | 12 | 14 | 16 | 18 | 20 | 22 | 25 | 2.5 | 4.5 | 5.38 | ### | 2.75 |

| UNIFIED(英制) | 型号 TYPE | 规格代号 Body Side-Sheet Code | 安装孔 Hole Size In Sheet D +.003 -.000 | 长度编码“L ”±.005长度(英寸)=长度编码/32 Length Code“L | | | | | | | | | | | | A ±.003 | B ±.005 | C MAX | S ±.003 | M MAX |
|---|---|---|---|---|---|---|---|---|---|---|---|---|---|---|---|---|---|---|---|---|
| | | | | .063 | .125 | .188 | .250 | .312 | .312 | .375 | ,500 | .562 | .625 | .750 | .875 | | | | | |
| | SKC | 6060 | .216 | 2 | 4 | 6 | 8 | 10 | 12 | 14 | 16 | 18 | 20 | 24 | 28 | .099 | .177 | .212 | ### | .108 |

# 压铆定位销【PILOT PINS 】

## 产品型号分解Part Number Designation

**TPS - 3 - 4**

↓ Type and Material

↓ Diameter Code

↓ Length code

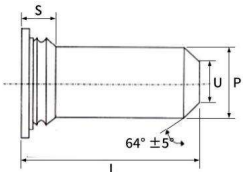


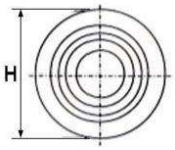


尺寸单位：MM
All Dimensions are in Millimeters

| METRIC（公制） | 型号 TYPE | 销钉直径 Diameter Code | 长度码 Length Code | | | | | 安装孔 Hole Size In Sheet +0.08 | 最小板厚 Min.Sheet Thickness | D±0.15 | H±0.4 | S Max | 最小边距 Min.Dist. Hole C/L To Edge |
|---|---|---|---|---|---|---|---|---|---|---|---|---|---|
| | TPS | 3mm | 8 | 10 | 12 | 16 | NA | 3.5 | 1 | 2.05 | 5.2 | 2.29 | 6.4 |
| | TPS | 4mm | 8 | 10 | 12 | 16 | NA | 4.5 | 1 | 2.82 | 6.12 | 2.29 | 7.1 |
| | TPS | 5mm | NA | 10 | 12 | 16 | 20 | 5.5 | 1 | 3.53 | 7.19 | 2.29 | 7.6 |
| | TPS | 6mm | NA | NA | 12 | 16 | 20 | 6.5 | 1 | 4.24 | 8.13 | 2.29 | 7.9 |

尺寸单位：英寸
All Dimensions are in Inches

| UNIFIED(英制) | 型号 TYPE | 销钉直径 Diameter Code | 长度码 Length Code | | | | | 安装孔 Hole Size In Sheet +.003 | 最小板厚 Min.Sheet Thickness | D±.006 | H±.015 | S Max | 最小边距 Min.Dist Hole C/L To Edge |
|---|---|---|---|---|---|---|---|---|---|---|---|---|---|
| | | | .375 | .500 | .625 | .750 | ### | | | | | | |
| | TPS | .125 | 6 | 8 | 10 | 12 | NA | .144 | .040 | .090 | .205 | .090 | .250 |
| | TPS | .187 | 6 | 8 | 10 | 12 | 16 | .205 | .040 | .132 | .270 | .090 | .280 |
| | TPS | .250 | NA | 8 | 10 | 12 | 16 | .727 | .040 | .177 | .335 | .090 | .310 |

# 微型定位销【PILOT PINS 】

**产品型号分解Part Number Designation**

| MPP | - | 1mm | - | 2 |
|---|---|---|---|---|
| ↓ | | ↓ | | ↓ |
| Type and Material | | Diameter Code | | Length code |

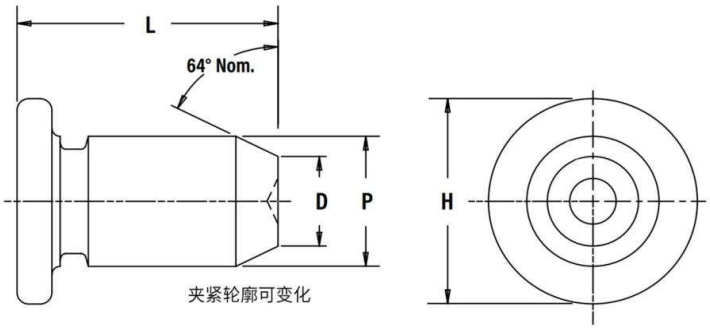


尺寸单位：MM
All Dimensions are in Millimeters

| 型号 TYPE | 销直径 Diameter Code ±0.038 | 长度编码"L"±.005 Length Code | | | | | | | 最小板厚 Min. Sheet Thickness | | 安装孔 Hole Size In Sheet | | D | | H | | 最小边距 Min. Dist. Hole C/L To Edge | |
|---|---|---|---|---|---|---|---|---|---|---|---|---|---|---|---|---|---|---|
| | | | | | | | | | mm | in | +0.025mm | +.00lin | ±0.1mm | ±.004in | ±0.25mm | ±.010in | mm | in |
| MPP | 1MM | 2 | 3 | 4 | 5 | NA | NA | NA | 0.5 | .020 | 1.05 | .041 | 0.7 | ,028 | 1.6 | .063 | 2.05 | 081 |
| | 1.5MM | NA | 3 | 4 | 5 | 6 | 8 | NA | 0.5 | .020 | 1.55 | .061 | 1.03 | ,041 | 2.24 | .088 | 2.6 | ### |
| | 2MM | NA | NA | 4 | 5 | 6 | 8 | 10 | 0.5 | .020 | 2.05 | .081 | 1.36 | ,054 | 3.02 | .119 | 4.4 | ### |

# PF09/PF10 面板螺丝【CAPTIVE SCREW】

## 产品型号分解Part Number Designation

| PF09 | - | M3 | - | 1 | - | NA |
|---|---|---|---|---|---|---|
| ↓ | | ↓ | | ↓ | | ↓ |
| Type and Material | | Thead Cold | | Shank code | | Finish |

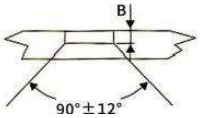


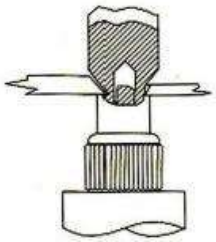

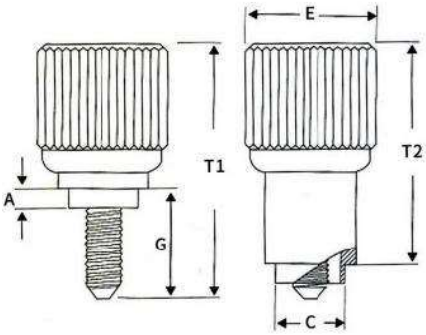


尺寸单位：MM
All Dimensions are in Millimeters

| | 螺纹尺寸*螺距 Thread Size*Pitch | 型号TYPE 铝 Aluminum | 型号TYPE 不锈钢 Stainless Steel | 螺纹码 Thread Code | 底端码 Shank Code | A (Shank) Max. | 最小~最大板厚 Min.sheet Thinckness Min~Max | 安装孔 Hole Size In Sheet +0.08 | C Max | B ±0.1 | G ±0.4 | T1 Max | T2 Max | E ±0.25 | 槽型尺寸 Driver Size |
|---|---|---|---|---|---|---|---|---|---|---|---|---|---|---|---|
| METRIC（公制） | M2.5*0.45 | PF09 | PF10 | M2.5 | 0 | 1 | 0.8-1.5 | 4 | 3.98 | 0.4 | 5.0 | 14.5 | 13.4 | 7 | #1 |
| | | | | | 1 | 1.5 | 1.5-2.0 | 4 | 3.98 | 0.4 | 6.0 | 15.5 | | | |
| | | | | | 2 | 2.5 | 2.0-3.0 | 4 | 3.98 | 0.4 | 7.0 | 16.5 | | | |
| | M3*0.5 | PF09 | PF10 | M3 | 0 | 1 | 0.8-1.5 | 4.5 | 4.48 | 0.4 | 5.3 | 14.8 | 13.4 | 8 | #1 |
| | | | | | 1 | 1.5 | 1.5-2.0 | 4.5 | 4.48 | 0.4 | 6.3 | 15.8 | | | |
| | | | | | 2 | 2.5 | 2.0-3.0 | 4.5 | 4.48 | 0.8 | 7.3 | 16.8 | | | |

# PF11/PFS11面板螺丝【CAPTIVE SCREW】

## 产品型号分解Part Number Designation

| PF11 | - | M3 | - | 1 | - | BL |
|---|---|---|---|---|---|---|
| Type | | Thead Code | | Screw Length code | | Optional DuraBlack Finish |

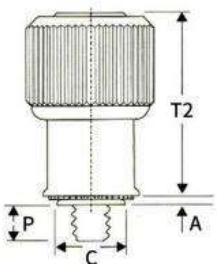


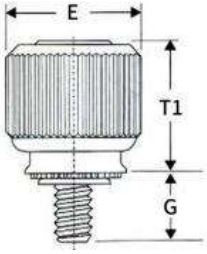


METRIC（公制）

尺寸单位：MM
All Dimensions are in Millimeters

| 螺纹尺寸*螺距 Thread Size*Pitch | 型号TYPE 凸边 Knurled Cap | 型号TYPE 平边 Smooth Cap | 螺纹码 Thread Code | 底端码 Shank | A (Shank) Max. | 最小板厚 Min. Sheet Thickness | 安装孔 Hole Size In Sheet +0.08 | C Max. | E ±0.25 | G ±0.64 | P ±0.64 | T1 Nom | T2 Nom | 槽型尺寸 Driver Size |
|---|---|---|---|---|---|---|---|---|---|---|---|---|---|---|
| M3*0.5 | PF11/ PF11M | PF12/ PF12M | M3 | 0 | 0.92 | 0.92 | 5.56 | 5.54 | 10.59 | 4.32 | 0 | 7.87 | 11.43 | #1 |
| | | | | 1 | | | | | | 5.84 | 1.52 | | | |
| | | | | 2 | | | | | | 7.37 | 3.05 | | | |
| M3.5*0.6 | PF11/ PF11M | PF12/ PF12M | M3.5 | 0 | 0.92 | 0.92 | 6.35 | 6.33 | 11.43 | 5.84 | 0 | 11.43 | 16.26 | #2 |
| | | | | 1 | | | | | | 7.37 | 1.52 | | | |
| | | | | 2 | | | | | | 8.89 | 3.05 | | | |
| M4*0.7 | PF11/ PF11M | PF12/ PF12M | M4 | 0 | 0.92 | 0.92 | 7.92 | 7.9 | 13.06 | 5.84 | 0 | 11.43 | 16.26 | #2 |
| | | | | 1 | | | | | | 7.37 | 1.52 | | | |
| | | | | 2 | | | | | | 8.89 | 3.05 | | | |
| M5*0.8 | PF11/ PF11M | PF12/ PF12M | M5 | 0 | 0.92 | 0.92 | 7.92 | 7.9 | 13.06 | 5.84 | 0 | 11.43 | 16.26 | #2 |
| | | | | 1 | | | | | | 9.37 | 1.52 | | | |
| | | | | 2 | | | | | | 8.89 | 3.05 | | | |
| M6*1 | PF11/ PF11M | PF12/ PF12M | M6 | 0 | 0.92 | 0.92 | 9.53 | 9.5 | 14.75 | 7.37 | 0 | 13.46 | 20.07 | #3 |
| | | | | 1 | | | | | | 8.89 | 1.52 | | | |
| | | | | 2 | | | | | | 10.41 | 3.05 | | | |

UNIFIED(英制)

尺寸单位：英寸
All Dimensions are in Inches

| 螺纹尺寸*螺距 Thread Size*Pitch | 型号TYPE 凸边 Knurled Cap | 型号TYPE 平边 Smooth Cap | 螺纹码 Thread Code | 底端码 Shank Cod | A (Shank) Max. | 最小板厚 Min. Sheet Thickness | 安装孔 Hole Size In Sheet +.003 | C Max | E ±.010 | G ±.025 | P ±.025 | T1 Nom | T2 Nom | 槽型尺寸 Driver Size |
|---|---|---|---|---|---|---|---|---|---|---|---|---|---|---|
| .122-40 (#4-40) | PF11/ PF11M | PF12/ PF12M | 440 | 0 | .036 | .036 | .219 | .218 | .417 | .170 | ,000 | .310 | .450 | #1 |
| | | | | 1 | | | | | | .230 | .060 | | | |
| | | | | 2 | | | | | | .290 | .120 | | | |
| .138-32 (#6-32) | PF11/ PF11M | PF12/ PF12M | 632 | 0 | .036 | .036 | .250 | .249 | .450 | ,230 | .000 | .450 | .640 | #2 |
| | | | | 1 | | | | | | .290 | .060 | | | |
| | | | | 2 | | | | | | .350 | .120 | | | |
| .164-32 (#8-32) | PF11/ PF11M | PF12/ PF12M | 832 | 0 | .036 | .036 | .312 | .311 | .514 | .230 | .000 | .450 | .640 | #2 |
| | | | | 1 | | | | | | .290 | ,060 | | | |
| | | | | 2 | | | | | | .350 | .120 | | | |
| .190-32 (#10-32) | PF11/ PF11M | PF12/ PF12M | 032 | 0 | .036 | .036 | .312 | .311 | .514 | .230 | .000 | .450 | .640 | #2 |
| | | | | 1 | | | | | | .290 | .060 | | | |
| | | | | 2 | | | | | | ,350 | ,120 | | | |
| .250-20 (#1/4-20) | PF11/ PF11M | **PF12/** PF12M | 0420 | 0 | .036 | .036 | .375 | .374 | .575 | .290 | .000 | .530 | .790 | #3 |
| | | | | 1 | | | | | | .350 | ,060 | | | |
| | | | | 2 | | | | | | .410 | ,120 | | | |

# PF11MF 面板螺丝【CAPTIVE SCREW】

## 产品型号分解Part Number Designation

| PF11 | - | M | F | - | M3 | - | 1 | - | BL |
|---|---|---|---|---|---|---|---|---|---|
| ↓ | | ↓ | ↓ | | ↓ | | ↓ | | ↓ |
| Type | | Anti-cross Thread Feature | Flare-mounted style | | Thread code | | Screw Length Code | | Finish |

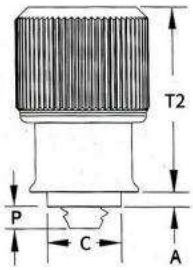


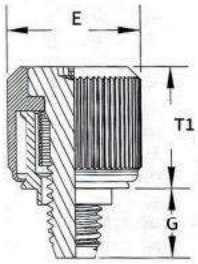


METRIC（公制）

尺寸单位：MM
All Dimensions are in Millimeters

| 螺纹尺寸*螺距 Thread Size*Pitch | 型号TYPE 凸边 Knurled Cap | 型号TYPE 平边 Smooth Cap | 螺纹码 Thread Code | 底端码 Shank Code | A (Shank) Max. | 最小板厚 Min.Sheet Thickness | 安装孔 Hole Size In Sheet +0.08 | Max C | ±0.25 E | ±0.64 G | ±0.64 P | Nom T1 | Nom T2 | 槽型尺寸 Driver Size |
|---|---|---|---|---|---|---|---|---|---|---|---|---|---|---|
| M3*0.5 | PF11MF | PF12MF | M3 | 0 | 1.05 | 0.97 | 4.75 | 4.73 | 10.59 | 5.08 | 0 | 7.87 | 11.94 | #1 |
| | | | | 1 | | | | | | 6.6 | 1.4 | | | |
| | | | | 2 | | | | | | 8.13 | 2.92 | | | |
| M4*0.7 | PF11MF | PF12MF | M4 | 0 | 1.83 | 1.52 | 6.76 | 6.74 | 13.06 | 5.84 | 0 | 11.43 | 16.26 | #2 |
| | | | | 1 | | | | | | 7.37 | 0.61 | | | |
| | | | | 2 | | | | | | 8.89 | 2.13 | | | |
| M5*0.8 | PF11MF | PF12MF | M5 | 0 | 1.83 | 1.52 | 6.76 | 6.74 | 13.06 | 5.84 | 0 | 11.43 | 16.26 | #2 |
| | | | | 1 | | | | | | 7.37 | 0.61 | | | |
| | | | | 2 | | | | | | 8.89 | 2.13 | | | |
| M6*1 | PF11MF | PF12MF | M6 | 0 | 1.83 | 1.52 | 8.2 | 8.18 | 14.75 | 8.89 | 0 | 13.46 | 20.32 | #3 |
| | | | | 1 | | | | | | 8.89 | 0.61 | | | |
| | | | | 2 | | | | | | 10.41 | 2.13 | | | |

UNIFIED(英制)

尺寸单位：英寸
All Dimensions are in Inches

| 螺纹尺寸*螺距 Thread Size*Pitch | 型号TYPE 凸边 Knurled Cap | 型号TYPE 平边 Smooth Cap | 螺纹码 Thread Code | 底端码 Shank Code | A (Shank) Max. | 最小板厚 Min.Sheet Thickness | 安装孔 Hole Size In Sheet +0.08 | Max C | ±0.25 E | ±0.64 G | ±0.64 P | Nom T1 | Nom T2 | 槽型尺寸 Driver Size |
|---|---|---|---|---|---|---|---|---|---|---|---|---|---|---|
| .112-40 (#4-40) | PF11MF | PF12MF | 440 | 0 | .041 | .031 | .187 | .186 | .417 | .200 | .000 | .310 | .470 | #1 |
| | | | | 1 | | | | | | .260 | .055 | | | |
| | | | | 2 | | | | | | 320 | .115 | | | |
| .138-32 (#6-32) | PF11MF | PF12MF | 632 | 0 | .072 | .060 | 213 | .212 | .450 | .230 | .000 | .450 | .640 | #2 |
| | | | | 1 | | | | | | 290 | .024 | | | |
| | | | | 2 | | | | | | .350 | .084 | | | |
| .184-32 (#8-32) | PF11MF | PF12MF | 832 | 0 | .072 | .060 | .266 | .285 | .514 | 230 | .000 | .450 | .640 | #2 |
| | | | | 1 | | | | | | .290 | .024 | | | |
| | | | | 2 | | | | | | .350 | .084 | | | |
| .190-32 (#10-32) | PF11MF | PF12MF | 032 | 0 | .072 | 0.06 | .266 | .265 | .514 | 230 | ,000 | .450 | .640 | #2 |
| | | | | 1 | | | | | | 290 | .024 | | | |
| | | | | 2 | | | | | | 350 | .084 | | | |
| .250-20 (1/4-20) | PF11MF | PF12MF | 0420 | 0 | .072 | .060 | ,323 | ,322 | .575 | 290 | .000 | .530 | ,800 | #3 |
| | | | | 1 | | | | | | .350 | .024 | | | |
| | | | | 2 | | | | | | .410 | .084 | | | |

# PF11MW/PF12MW 面板螺丝【CAPTIVE SCREW】

## 产品型号分解Part Number Designation

| PF11 | - | M | W | - | M3 | - | 1 | - | BL |
|---|---|---|---|---|---|---|---|---|---|
| Type | | Anti-cross Thread Feature | Floating style | | Thread code | | Screw Length Code | | Optional DuraBlack Finish |

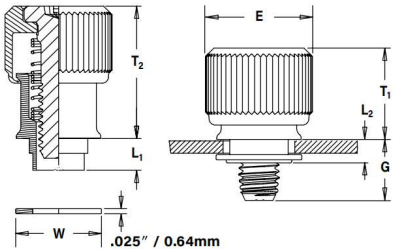


METRIC（公制）

尺寸单位：MM
All Dimensions are in Millimeters

| 螺纹尺寸*螺距 Thread Size*Pitch | 型号TYPE 滚花帽 Knurled Cap | 型号TYPE 光面帽 Smooth Cap | 螺纹码 Thread Code | 螺丝长度 Screw Length Code | A Max. sheet Thickness | B Min. | D安装孔 Hole Size In Sheet +0.08 -0.03 | E ±0.25 | G Nom. | H Min. | L1 Nom. | L2 Max | T1 Nom. | T2 Nom. | 槽型尺寸 Driver Size | W Nom. |
|---|---|---|---|---|---|---|---|---|---|---|---|---|---|---|---|---|
| M3*0.5 | PF11MW | PF12MW | M3 | 1 | 1.6 | 2.82 | 6.35 | 10.59 | 5.84 | 9.52 | 3.48 | 3.23 | 7.87 | 11.43 | #1 | 7.92 |
| | | | | 2 | | | | | 7.37 | | | | | | | |
| M3.5*0.6 | PF11MW | PF12MW | M3.5 | 1 | 1.6 | 2.92 | 7.19 | 11.43 | 7.37 | 10.49 | 3.78 | 3.23 | 11.43 | 16.26 | #2 | 8.74 |
| | | | | 2 | | | | | 8.89 | | | | | | | |
| M4*0.7 | PF11MW | PF12MF | M4 | 1 | 1.6 | 3.07 | 8.79 | 13.06 | 7.37 | 11.91 | 3.99 | 3.56 | 11.43 | 16.26 | #2 | 10.34 |
| | | | | 2 | | | | | 8.89 | | | | | | | |
| M5*0.8 | PF11MW | PF12MF | M5 | 1 | 1.6 | 3.07 | 8.79 | 13.06 | 7.37 | 11.91 | 3.99 | 3.56 | 11.43 | 16.26 | #2 | 10.34 |
| | | | | 2 | | | | | 8.89 | | | | | | | |
| M6*1 | PF11MW | PF12MF | M6 | 1 | 1.6 | 3.25 | 10.49 | 14.61 | 8.89 | 13.48 | 3.99 | 3.56 | 13.46 | 20.07 | #3 | 11.89 |
| | | | | 2 | | | | | 10.41 | | | | | | | |

尺寸单位：英寸
All Dimensions are in Inches

UNIFIED(英制)

| 螺纹尺寸*螺距 Thread Size*Pitch | 型号TYPE 滚花帽 Knurled Cap | 型号TYPE 光面帽 Smooth Cap | 螺纹码 Thread Code | 螺丝长度 Screw Length Code | A Max. sheet Thickness | B Min. | D安装孔 Hole Size In Sheet +0.08 -0.03 | E ±0.25 | G Nom. | H Min. | L1 Nom. | L2 Max | T1 Nom. | T2 Nom. | 槽型尺寸 Driver Size | W Nom. |
|---|---|---|---|---|---|---|---|---|---|---|---|---|---|---|---|---|
| .112-40 (#4-40) | PF11MW | PF12MW | 440 | 1 | .063 | .111 | .250 | .417 | .230 | .375 | .137 | .127 | .310 | .450 | #1 | .312 |
| | | | | 2 | | | | | .219 | | | | | | | |
| .138-32 (#6-32) | PF11MW | PF12MW | 632 | 1 | .063 | .115 | .293 | .450 | .290 | .413 | .149 | .127 | .450 | .640 | #2 | .344 |
| | | | | 2 | | | | | .350 | | | | | | | |
| .164.32 (#8-32) | PF11MW | PF12MF | 832 | 1 | .063 | .121 | .346 | .514 | .290 | .469 | .157 | .140 | .450 | .640 | #2 | .407 |
| | | | | 2 | | | | | .350 | | | | | | | |
| .190.32 (#10-32) | PF11MW | PF12MF | 032 | 1 | .063 | .121 | .346 | .514 | .290 | .469 | .157 | .140 | .450 | .640 | #2 | .407 |
| | | | | 2 | | | | | .350 | | | | | | | |
| .250-20 (#1/4-20) | PF11MW | PF12MF | 0420 | 1 | .063 | .128 | .413 | .575 | .350 | .531 | .157 | .140 | .450 | .790 | #3 | .468 |
| | | | | 2 | | | | | .410 | | | | | | | |

# PF15/PF41 面板螺丝【CAPTIVE SCREW】

## 产品型号分解Part Number Designation

| PF15 | - | M3 | - | 1 | - | BL |
|---|---|---|---|---|---|---|
| ↓ | | ↓ | | ↓ | | ↓ |
| Type | | Thead Code | | Screw Length code | | Optional DuraBlack Finish |

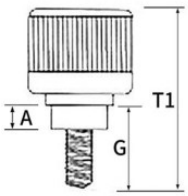


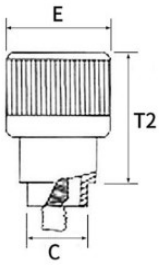


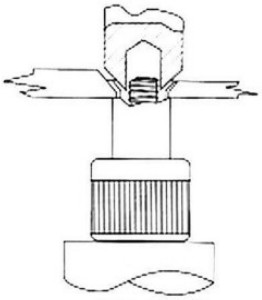

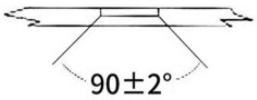


尺寸单位：MM
All Dimensions are in Millimeters

| 螺纹尺寸*螺距 Thread Size*Pitch | | 型号 TYPE | 螺纹码 Thread Code | | 安装孔 Hole Size In Sheet +0.08 | 板厚 Min.sheet Thinckness Min~Max | A ±0.1 | B ±0.1 | C Max. | 底端码 Shank Code | G ±0.4 | T1 ±0.2 | T2 Nom. | E ±0.25 |
|---|---|---|---|---|---|---|---|---|---|---|---|---|---|---|
| METRIC（公制） | UNIFIED(英制) | | METRIC（公制） | UNIFIED (英制) | | | | | | | | | | |
| M3*0.5 | .112-40 (#4-40) | PF15 PF41 | M3 | 440 | 4.75 | 0.8-1.5 | 1 | 0.4 | 4.73 | 0 | 4 | 12.1 | 11.3 | 10.5 |
| | | | | | | | | | | 1 | 5.7 | 13.8 | | |
| | | | | | | | | | | 2 | 7.2 | 15.3 | | |
| | | | | | | | | | | 3 | 8.8 | 17.9 | | |
| | | PF25 PF42 | | | | 1.5-2.5 | 1.8 | 0.4 | | 0 | 4.7 | 12.8 | | |
| | | | | | | | | | | 1 | 6.4 | 14.5 | | |
| | | | | | | | | | | 2 | 7.9 | 16 | | |
| | | | | | | | | | | 3 | 9.5 | 17.6 | | |
| M3.5*0.6 | .138-32 (#6-32) | PF15 PF41 | M3.5 | 632 | 5.4 | 1.5-3.2 | 1.8 | 0.4 | 5.38 | 0 | 6 | 16.4 | 15.3 | 11.5 |
| | | | | | | | | | | 1 | 7.6 | 18 | | |
| | | | | | | | | | | 2 | 9.2 | 19.6 | | |
| | | | | | | | | | | 3 | 10.8 | 21.2 | | |
| | | PF25 PF42 | | | | 3.2-4.8 | 3.4 | 1.6 | | 0 | 7.6 | 18 | | |
| | | | | | | | | | | 1 | 9.2 | 19.6 | | |
| | | | | | | | | | | 2 | 10.8 | 21.2 | | |
| M4*0.7 | .184-32 (#8-32) | PF15 PF41 | M4 | 832 | 6.75 | 1.5-3.2 | 1.8 | 0.4 | 6.7 | 0 | 6.4 | 16.9 | 15.6 | 13 |
| | | | | | | | | | | 1 | 8 | 18.5 | | |
| | | | | | | | | | | 2 | 9.5 | 20 | | |
| | | | | | | | | | | 3 | 11.1 | 21.6 | | |
| | | PF25 PF42 | | | | 3.2-4.8 | 3.4 | 1.6 | | 0 | 8 | 18.5 | | |
| | | | | | | | | | | 1 | 9.5 | 20 | | |
| | | | | | | | | | | 2 | 11.1 | 21.6 | | |
| M5*0.8 | 190-32 (#10-32) | PF15 PF41 | M5 | 032 | 6.75 | 1.5-3.2 | 1.8 | 0.4 | 6.7 | 0 | 6.4 | 16.9 | 15.6 | 13 |
| | | | | | | | | | | 1 | 8 | 18.5 | | |
| | | | | | | | | | | 2 | 9.5 | 20 | | |
| | | | | | | | | | | 3 | 11.1 | 21.6 | | |
| | | PF25 PF42 | | | | 3.2-4.8 | 3.4 | 1.6 | | 0 | 8 | 18.5 | | |
| | | | | | | | | | | 1 | 9.5 | 20 | | |
| | | | | | | | | | | 2 | 11.1 | 21.6 | | |
| M6*1 | ,250-20 (1/4-20) | PF15 PF41 | M6 | 0420 | 8.2 | 1.5-3.2 | 1.8 | 0.4 | 8.17 | 0 | 7.8 | 20.5 | 19.3 | 14.7 |
| | | | | | | | | | | 1 | 9.4 | 22.1 | | |
| | | | | | | | | | | 2 | 11 | 2.7 | | |
| | | | | | | | | | | 3 | 12.6 | 25.3 | | |
| | | PF25 PF42 | | | | 3.2-4.8 | 3.4 | 1.6 | | 0 | 9.4 | 22.1 | | |
| | | | | | | | | | | 1 | 11 | 2.7 | | |
| | | | | | | | | | | 2 | 12.6 | 25.3 | | |

# PF21/PF22 面板螺丝【CAPTIVE SCREW】

## 产品型号分解Part Number Designation

| PF21 | - | M3 | - | 1 | - | BL |
|---|---|---|---|---|---|---|
| ↓ | | ↓ | | ↓ | | ↓ |
| Type | | Thead Code | | Screw Length code | | Optional DuraBlack Finish |

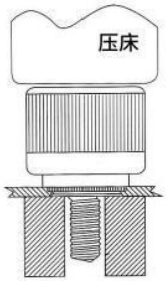


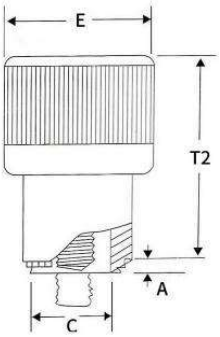


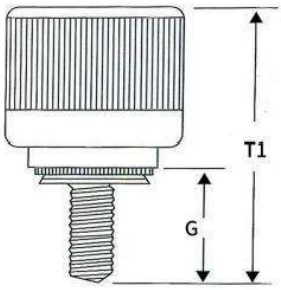


尺寸单位：MM
All Dimensions are in Millimeters

| 螺纹尺寸*螺距 Thread Size*Pitch | | 型号 TYPE | 螺纹码 Thread Code | | 底端码 Shank Code | 最小板厚 Min.Sheet Thickness | 安装孔 Hole Size In Sheet +0.08 | A | T1 | T2 | G | C | E |
|---|---|---|---|---|---|---|---|---|---|---|---|---|---|
| METRIC（公制） | UNIFIED(英制) | | METRIC（公制） | UNIFIED(英制) | | | | Max | ±0.2 | Nom | ±0.4 | Max | ±0.25 |
| M3*0.5 | .112-40 (#4-40) | PF21 | M3 | 440 | 0 | 1 | 5.55 | 0.97 | 12.3 | 11.5 | 4 | 5.53 | 10.5 |
| | | | | | 1 | | | | 14 | | 5.7 | | |
| | | PF22 | | | 2 | 1.5 | | 1.47 | 15.5 | | 7.2 | | |
| | | | | | 3 | | | | 17.1 | | 8.8 | | |
| M3.5*0.6 | .138-32 (#6-32) | PF21 | M3.5 | 632 | 0 | 1 | 6.35 | 0.97 | 16.4 | 15.9 | 5.3 | 6.33 | 11.5 |
| | | | | | 1 | | | | 18 | | 6.9 | | |
| | | PF22 | | | 2 | 1.5 | | 1.47 | 19.6 | | 8.5 | | |
| | | | | | 3 | | | | 21.2 | | 10.1 | | |
| M4*0.7 | .164-32 (#8-32) | PF21 | M4 | 832 | 0 | 1 | 7.9 | 0.97 | 16.9 | 16.2 | 5.6 | 7.88 | 13 |
| | | | | | | | | | 18.5 | | 7.2 | | |
| | | PF22 | | | 2 | 1.5 | | 1.47 | 20 | | 8.7 | | |
| | | | | | 3 | | | | 21.6 | | 10.3 | | |
| M5*0.8 | .190-32 (#10-32) | PF21 | M5 | 032 | 0 | 1 | 7.9 | 0.97 | 16.9 | 16.2 | 5.6 | 7.88 | 13 |
| | | | | | 1 | | | | 18.5 | | 7.2 | | |
| | | PF22 | | | 2 | 1.5 | | 1.47 | 20 | | 8.7 | | |
| | | | | | 3 | | | | 21.6 | | 10.3 | | |
| M6*1 | .250-20 (#1/4-20) | PF21 | M6 | 0420 | 0 | 1 | 9.5 | 0.97 | 20.5 | 20 | 7.1 | 9.47 | 14.7 |
| | | | | | 1 | | | | 22.1 | | 8.7 | | |
| | | PF22 | | | 2 | 1.5 | | 1.47 | 23.7 | | 10.3 | | |
| | | | | | 3 | | | | 25.3 | | 11.9 | | |

# PF30/31/32 面板螺丝【CAPTIVE SCREW】

## 产品型号分解Part Number Designation

| PF31 | - | M3 | - | 30 | - | CN |
|---|---|---|---|---|---|---|
| ↓ | | ↓ | | ↓ | | ↓ |
| Type | | Thead Code | | Screw Length code | | Finish Code |

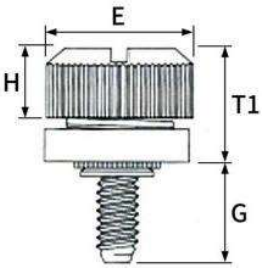


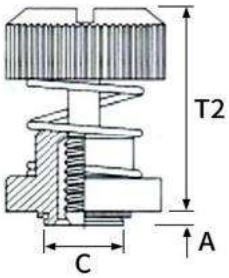


METRIC（公制）

尺寸单位：MM
All Dimensions are in Millimeters

| 螺纹尺寸*螺距 Thread Size*Pitch | 型号 TYPE | 螺纹码 Thread Code | 螺钉长度 Screw Length Code | A (Shank) Max. | 安装孔 Hole Size In Sheet | 最小板厚 Min.Sheet Thickness | C Max | E ±0.25 | G ±0.4 | H ±0.13 | T1 Nom | T2 Nom | 最小边距 Min.Dist. Hole C/L |
|---|---|---|---|---|---|---|---|---|---|---|---|---|---|
| M3*0.5 | PF31 | M3 | 16、20 | 0.92 | 5.5 | 1 | 5.48 | 10.31 | 7.62 | 5.13 | 8.26 | 15.11 | 6.6 |
| | PF32 | | | 1.38 | | 1.4 | | | | | | | |
| M4*0.7 | PF31 | M4 | 16、18、20 | 0.92 | 6.4 | 1 | 6.38 | 11.89 | 7.62 | 5.26 | 8.38 | 15.24 | 7.37 |
| | PF32 | | | 1.38 | | 1.4 | | | | | | | |
| M5*0.8 | PF31 | M5 | 16 | 0.92 | 8 | 1 | 7.98 | 13.46 | 7.62 | 5.29 | 8.51 | 15.37 | 8.38 |
| | PF32 | | | 1.38 | | 1.4 | | | | | | | |
| M6*1 | PF32 | M6 | 18.5 | 1.38 | 9.5 | 1.4 | 9.48 | 15.88 | 8.89 | 6.12 | 9.78 | 17.15 | 9.65 |

UNIFIED(英制)

尺寸单位：英寸
All Dimensions are in Inches

| 螺纹尺寸*螺距 Thread Size*Pitch | 型号 TYPE | 螺纹码 Thread Code | 螺钉长度 Screw Length Code | A (Shank) Max. | 安装孔 Hole Size In Sheet | 最小板厚 Min.Sheet Thickness | C max | E ±.010 | G ±.015 | H ±.005 | T1 Nom | T2 Nom | 最小边距 Min.Dist. Hole C/L |
|---|---|---|---|---|---|---|---|---|---|---|---|---|---|
| .112-40 (#4-40) | PF30 | 440 | 30 | .030 | .203 | .030 | .202 | .406 | .300 | .202 | .325 | ### | .26 |
| | PF31 | | | .038 | | .040 | | | | | | | |
| | PF32 | | | .058 | | .060 | | | | | | | |
| .138-32 (#6-32) | PF30 | 632 | 30 | .030 | .219 | .030 | .218 | .438 | .300 | .202 | .325 | ### | .28 |
| | PF31 | | | .038 | | .040 | | | | | | | |
| | PF32 | | | .058 | | .060 | | | | | | | |
| .164-32 (#8-32) | PF30 | 832 | 30 | .030 | .250 | .030 | .249 | .468 | .300 | .207 | .330 | ### | .29 |
| | PF31 | | | .038 | | .040 | | | | | | | |
| | PF32 | | | .058 | | .060 | | | | | | | |
| .190.32 (#10-32) | PF30 | 032 | 30 | .030 | .312 | .030 | .311 | .530 | .300 | .220 | .335 | ### | .33 |
| | PF31 | | | .038 | | .040 | | | | | | | |
| | PF32 | | | .058 | | .060 | | | | | | | |
| .250-20 | PF32 | 0420 | 35 | .058 | .375 | .060 | .374 | .625 | .350 | .242 | .385 | ### | .38 |

# PF50/51/52
# PF60/61/62
# 面板螺丝【CAPTIVE SCREW】

## 产品型号分解Part Number Designation

**PF50 - M3 - 1 - CN**

- PF50 → Type
- M3 → Thead Code
- 1 → Screw Length code
- CN → Finish Code

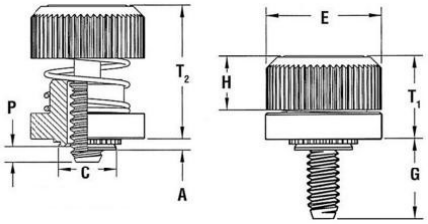

METRIC（公制）

尺寸单位：MM
All Dimensions are in Millimeters

| 螺纹尺寸*螺距 Thread Size*Pitch | 型号TYPE 凸边 Knurled Cap | 型号TYPE 平边 Smooth Cap | 螺纹码 Thread Code | 底端码 Shank Code | A (Shank) max. | 安装孔 Hole Size In Sheet +0.08 | 最小板厚 Min.Sheet Thickness | C Max | E +0.4 -0.13 | G ±0.64 | H ±0.2 | P ±0.64 | T1 Max | T2 Nom |
|---|---|---|---|---|---|---|---|---|---|---|---|---|---|---|
| M3*0.5 | PF50 | PF60 | M3 | 0 | 0.77 | 5.5 | 0.8 | 5.48 | 10.3 | 5.84 | 5.26 | 0 | 8.64 | 13.21 |
| | | | | 1 | | | | | | 7.37 | | 1.52 | | |
| | PF51 | PF61 | M3 | 0 | 0.97 | 5.5 | 1 | 5.48 | 10.3 | 5.84 | 5.26 | 0 | 8.64 | 13.21 |
| | | | | 1 | | | | | | 7.37 | | 1.32 | | |
| | PF52 | PF62 | M3 | 0 | 1.48 | 5.5 | 1.5 | 5.48 | 10.3 | 5.84 | 5.26 | 0 | 8.64 | 13.21 |
| | | | | 1 | | | | | | 7.37 | | 0.81 | | |
| M3.5*0.6 | PF53 | PF60 | M3.5 | 0 | 0.77 | 5.56 | 0.8 | 5.54 | 11.1 | 5.84 | 5.26 | 0 | 8.64 | 13.21 |
| | | | | 1 | | | | | | 7.37 | | 1.52 | | |
| | PF54 | PF61 | M3.5 | 0 | 0.97 | 5.56 | 1 | 5.54 | 11.1 | 5.84 | 5.26 | 0 | 8.64 | 13.21 |
| | | | | 1 | | | | | | 7.37 | | 1.32 | | |
| | PF55 | PF62 | M3.5 | 0 | 1.48 | 5.56 | 1.5 | 5.54 | 11.1 | 5.84 | 5.26 | 0 | 8.64 | 13.21 |
| | | | | 1 | | | | | | 7.37 | | 0.81 | | |
| M4*0.7 | PF56 | PF60 | M4 | 0 | 0.77 | 6.4 | 0.8 | 6.38 | 11.9 | 5.84 | 5.51 | 0 | 8.64 | 13.46 |
| | | | | 1 | | | | | | 7.37 | | 1.52 | | |
| | PF57 | PF61 | M4 | 0 | 0.97 | 6.4 | 1 | 6.38 | 11.9 | 5.84 | 5.51 | 0 | 8.64 | 13.46 |
| | | | | 1 | | | | | | 7.37 | | 1.32 | | |
| | PF58 | PF62 | M4 | 0 | 1.48 | 6.4 | 1.5 | 6.38 | 11.9 | 5.84 | 5.51 | 0 | 8.64 | 13.46 |
| | | | | 1 | | | | | | 7.37 | | 0.81 | | |
| M5*0.8 | PF59 | PF60 | M5 | 0 | 0.77 | 8 | 0.8 | 7.98 | 13.5 | 5.84 | 5.72 | 0 | 8.64 | 13.46 |
| | | | | 1 | | | | | | 7.37 | | 1.52 | | |
| | PF60 | PF61 | M5 | 0 | 0.97 | 8 | 1 | 7.98 | 13.5 | 5.84 | 5.72 | 0 | 8.64 | 13.46 |
| | | | | 1 | | | | | | 7.37 | | 1.32 | | |
| | PF61 | PF62 | M5 | 0 | 1.48 | 8 | 1.5 | 7.98 | 13.5 | 5.84 | 5.72 | 0 | 8.64 | 13.46 |
| | | | | 1 | | | | | | 7.37 | | 0.81 | | |
| M6*1 | PF62 | PF62 | M6 | 0 | 1.48 | 9.5 | 1.5 | 9.48 | 15.9 | 7.11 | 6.25 | 0 | 10.04 | 15.24 |
| | | | | 1 | | | | | | 8.64 | | 1.52 | | |

UNIFIED(英制)

尺寸单位：英寸
All Dimensions are in Inches

| 螺纹尺寸*螺距 Thread Size*Pitch | 型号TYPE 凸边 Knurled Cap | 型号TYPE 平边 Smooth Cap | 螺纹码 Thread Code | 底端码 Shank Code | A (Shank) max. | 安装孔 Hole Size In Sheet +.003 | 最小板厚 Min.Sheet Thickness | C Max | E +.015 -.005 | G ±.025 | H ±.008 | P ±.025 | T1 Max | T2 Nom |
|---|---|---|---|---|---|---|---|---|---|---|---|---|---|---|
| .112-40 (#4-40) | PF50 | PF60 | 440 | 0 | ,030 | .203 | ,030 | .202 | ,406 | 230 | .207 | ,000 | .340 | .520 |
| | | | | 1 | | | | | | .290 | | ,060 | | |
| | PF51 | PF61 | 440 | 0 | .038 | .203 | .040 | .202 | .406 | 230 | .207 | ,000 | .340 | .520 |
| | | | | 1 | | | | | | .290 | | .052 | | |
| | PF52 | PF62 | 440 | 0 | .058 | .203 | .060 | .202 | .406 | .230 | .207 | .000 | .340 | .520 |
| | | | | 1 | | | | | | .290 | | .032 | | |
| .138-32 (#6-32) | PF50 | PF60 | 632 | 0 | .030 | .219 | .030 | .218 | ,438 | .230 | .207 | ,000 | .340 | .520 |
| | | | | 1 | | | | | | .290 | | .060 | | |
| | PF51 | PF61 | 632 | 0 | .038 | .219 | .040 | .218 | .438 | .230 | .207 | .000 | .340 | .520 |
| | | | | 1 | | | | | | ,290 | | ,052 | | |
| | PF52 | PF62 | 632 | 0 | .058 | .219 | .060 | .218 | .438 | .230 | .207 | .000 | .340 | .520 |
| | | | | 1 | | | | | | .290 | | .032 | | |
| .164-32 (#8-32) | PF50 | PF60 | 832 | 0 | .030 | .250 | .030 | .249 | ,468 | .230 | .217 | ,000 | .340 | .520 |
| | | | | 1 | | | | | | .290 | | ,060 | | |
| | PF51 | PF61 | 832 | 0 | .038 | .250 | .040 | .249 | .468 | .230 | .217 | .000 | .340 | .520 |
| | | | | 1 | | | | | | .290 | | .052 | | |
| | PF52 | PF62 | 832 | 0 | .058 | .250 | .060 | .249 | .468 | .230 | .217 | .000 | .340 | .520 |
| | | | | 1 | | | | | | .290 | | ,032 | | |
| .190-32 (#10-32) | PF50 | PF60 | 032 | 0 | .030 | .312 | .030 | .311 | .530 | 230 | .225 | .000 | .340 | .530 |
| | | | | 1 | | | | | | .290 | | .060 | | |
| | PF51 | PF61 | 032 | 0 | .038 | .312 | .040 | .311 | .530 | .230 | .225 | .000 | .340 | .530 |
| | | | | 1 | | | | | | .290 | | ,052 | | |
| | PF52 | PF62 | 032 | 0 | .058 | .312 | .060 | .311 | .530 | .230 | .225 | .000 | .340 | .530 |
| | | | | 1 | | | | | | .290 | | .032 | | |
| 250-20 (#1/4-20) | PF52 | PF62 | 0420 | 0 | .058 | .375 | .060 | .374 | .625 | .280 | .246 | ,000 | .395 | .600 |
| | | | | 1 | | | | | | .340 | | .060 | | |

# PF16/PF26
# PF51/PF52
# 面板螺丝【CAPTIVE SCREW】

**产品型号分解Part Number Designation**

| PF16 | - | M3 | - | 1 | - | BL |
|---|---|---|---|---|---|---|
| ↓ | | ↓ | | ↓ | | ↓ |
| Type | | Thead Code | | Screw Length code | | Finish Code |

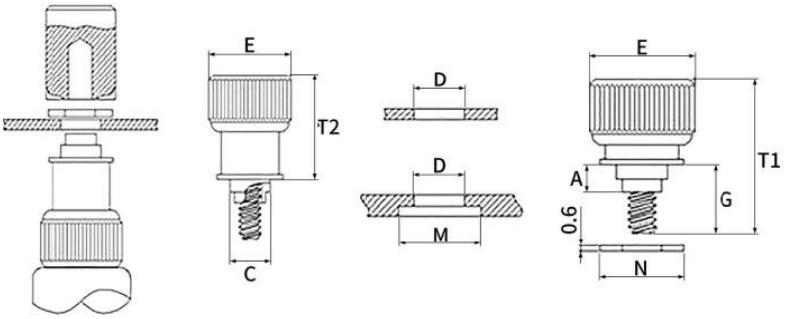


尺寸单位：MM
All Dimensions are in Millimeters

| 螺纹尺寸*螺距 Thread Size*Pitch | | 型号 TYPE | 螺纹码 Thread Code | | 螺纹码 Thread Code | 板厚 Min.sheet Thinckness Min~Max | A | B | D | G | T1 | T2 | C | M |
|---|---|---|---|---|---|---|---|---|---|---|---|---|---|---|
| METRIC（公制） | UNIFIED(英制) | | METRIC（公制） | UNIFIED(英制) | | | ±0.1 | ±0.1 | ±0.8 | ±0.4 | ±0.2 | Nom | ±0.06 | Min |
| M3*0.5 | .112-40 (#4-40) | PF16 PF51 | M3 | 440 | 0 | 0-1.6 | 3.4 | 2.8 | 6.4 | 5.1 | 13.8 | 11.9 | 4.9 | 9.4 |
| | | | | | 1 | | | | | 6.6 | 15.3 | | | |
| | | | | | 2 | | | | | 8.2 | 16.9 | | | |
| | | PF26 PF52 | | | 0 | 1.6-2.5 | 4.2 | 3.6 | | 6.6 | 15.3 | | | |
| | | | | | 1 | | | | | 8.2 | 16.9 | | | |
| M3.5*0.6 | .138-32 (#6-32) | PF16 PF51 | M3.5 | 632 | 0 | 0-1.6 | 3.7 | 2.9 | 7.2 | 7.2 | 17.8 | 15.4 | 5.7 | 10.3 |
| | | | | | 1 | | | | | 8.8 | 19.4 | | | |
| | | | | | 2 | | | | | 10.4 | 21 | | | |
| | | PF26 PF52 | | | 0 | 1.6-2.5 | 4.5 | 3.7 | | 8.8 | 19.4 | | | |
| | | | | | 1 | | | | | 10.4 | 21 | | | |
| M4*0.7 | .164-32 (#8-32) | PF16 PF51 | M4 | 832 | 0 | 0-1.6 | 4 | 3.1 | 8.8 | 7.3 | 18.5 | 16.2 | 7.3 | 12 |
| | | | | | 1 | | | | | 8.8 | 20 | | | |
| | | | | | 2 | | | | | 10.4 | 21.6 | | | |
| | | PF26 PF52 | | | 0 | 1.6-2.5 | 4.8 | 3.9 | | 8.8 | 18.5 | | | |
| | | | | | 1 | | | | | 10.4 | 20 | | | |
| M5*0.8 | .190-32 (#10-32) | PF16 PF51 | M5 | 032 | 0 | 0-1.6 | 4 | 3.1 | 8.8 | 7.3 | 18.5 | 16.2 | 7.3 | 12 |
| | | | | | 1 | | | | | 8.8 | 20 | | | |
| | | | | | 2 | | | | | 10.4 | 21.6 | | | |
| | | PF26 PF52 | | | 0 | 1.6-2.5 | 4.8 | 3.9 | | 8 .8 | 20 | | | |
| | | | | | 1 | | | | | 10.4 | 21.6 | | | |
| M6*1 | .250-20 (1/4-20) | PF16 PF51 | M6 | 0420 | 0 | 0-1.6 | 4 | 3.3 | 10.5 | 8.8 | 22.1 | 20 | 8.9 | 13.5 |
| | | | | | 1 | | | | | 10.4 | 23.7 | | | |
| | | | | | 2 | | | | | 12 | 25.3 | | | |
| | | PF26 PF52 | | | 0 | 1.6-2.5 | 4.8 | 4.1 | | 10.4 | 23.7 | | | |
| | | | | | 1 | | | | | 12 | 25.3 | | | |

# PFC2/PFS2 面板螺丝【CAPTIVE SCREW】

## 产品型号分解Part Number Designation

| PFC2 | - | M3 | - | 40 | BN |
|---|---|---|---|---|---|
| ↓ | | ↓ | | ↓ | ↓ |
| Type | | Thead Code | | Screw Length code | Finish Code |

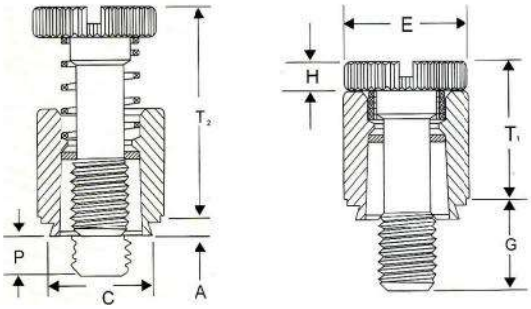


METRIC（公制）

尺寸单位：MM
All Dimensions are in Millimeters

| 螺纹尺寸*螺距 Thread Size*Pitch | 型号TYPE 钢Steel | 型号TYPE 不锈钢 Stainless Steel | 螺纹码 Thread Code | 螺钉长度 Screw Length Code | A (Shank) Max. | 最小板厚 Min. Sheet Thickness | 安装孔 Hole Size In Sheet +0.08 | C Max | E ±0.25 | G ±0.4 | H ±0.13 | P ±0.64 | T1 Nom | T2 Nom | 最小边距 Min. Dist. Hole C/L To Edge |
|---|---|---|---|---|---|---|---|---|---|---|---|---|---|---|---|
| M3*0.5 | PFS2 | PFC2 | M3 | 40 | 1.53 | 1.53 | 6.73 | 6.71 | 7.92 | 6.4 | 1.83 | 0 | 9.14 | ### | 6.35 |
| | | | | 62 | | | | | | 9.5 | | 3.2 | | | |
| M4*0.7 | PFS2 | PFC2 | M4 | 50 | 1.53 | 1.53 | 7.92 | 7.9 | 9.53 | 7.9 | 2.08 | 0 | 11.43 | ### | 7.87 |
| | | | | 72 | | | | | | 11.1 | | 3.2 | | | |
| | | | | 94 | | | | | | 14.3 | | 6.4 | | | |
| M5*0.8 | PFS2 | PFC2 | M5 | 50 | 1.53 | 1.53 | 8.74 | 8.71 | 10.31 | 7.9 | 2.08 | 0 | 11.47 | ### | 8.63 |
| | | | | 72 | | | | | | 11.1 | | 3.2 | | | |
| | | | | 94 | | | | | | 14.3 | | 6.4 | | | |
| M6*1 | PFS2 | PFC2 | M6 | 60 | 1.53 | 1.53 | 10.49 | 10.47 | 11.89 | 9.5 | 2.46 | 0 | 14.73 | ### | 9.65 |
| | | | | 82 | | | | | | 12.7 | | 3.2 | | | |
| | | | | 04 | | | | | | 15.9 | | 6.4 | | | |

尺寸单位：英寸
All Dimensions are in Inches

UNIFIED(英制)

| 螺纹尺寸*螺距 Thread Size*Pitch | 型号TYPE 钢Steel | 型号TYPE 不锈钢 Stainless Steel | 螺纹码 Thread Code | 螺钉长度 Screw Length Code | A (Shank) Max. | 最小板厚 Min. Sheet Thickness | 安装孔 Hole Size In Sheet +0.08 | C Max | E ±0.25 | G ±0.4 | H ±0.13 | P ±0.64 | T1 Nom | T2 Nom | 最小边距 Min. Dist. Hole C/L To Edge |
|---|---|---|---|---|---|---|---|---|---|---|---|---|---|---|---|
| ,112-40 | PFS2 | PFC2 | 440 | 40 | .060 | .060 | .265 | 264 | .312 | ,250 | .072 | ,000 | .36 | .54 | .25 |
| | | | | 62 | | | | | | .375 | | .125 | | | |
| .138-32 | PFS2 | PFC2 | 632 | 40 | 060 | .060 | .281 | .280 | .344 | .250 | .072 | .000 | .36 | .54 | .28 |
| | | | | 62 | | | | | | .375 | | .125 | | | |
| | | | | 84 | | | | | | .500 | | .250 | | | |
| .164-32 | PFS2 | PFC² | 832 | 50 | .060 | .060 | .312 | .311 | .375 | .312 | .082 | .000 | .45 | .69 | .31+ |
| | | | | 72 | | | | | | .437 | | .125 | | | |
| | | | | 94 | | | | | | .562 | | .250 | | | |
| ,190-32 | PFS2 | PFC2 | 032 | 50 | .060 | .060 | ,344 | .343 | ,406 | .312 | .082 | ,000 | .45 | .69 | .34 |
| | | | | 72 | | | | | | ,437 | | ,125 | | | |
| | | | | 94 | | | | | | .562 | | ,250 | | | |
| 250-20 | PFS2 | PFC2 | 0420 | 60 | .060 | .060 | .413 | .412 | .468 | .375 | .097 | ,000 | .58 | .88 | .38 |
| | | | | 82 | | | | | | .500 | | ,125 | | | |
| | | | | 04 | | | | | | .625 | | .250 | | | |

# PFC2P 面板螺丝【CAPTIVE SCREW】

## 产品型号分解Part Number Designation

**PFC2P - M3 - 40**

- PFC2P → Type
- M3 → Thead Code
- 40 → Screw Length code

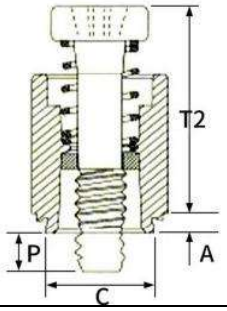


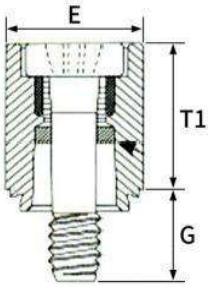


METRIC（公制）

尺寸单位：MM
All Dimensions are in Millimeters

| 螺纹尺寸*螺距 Thread Size*Pitch | 型号 TYPE | 螺纹码 Thread Code | 螺钉长度 Screw Length Code | A (Shank) Max. | 最小板厚 Min.Sheet Thickness | 安装孔 Hole Size In Sheet +0.08 | C Max. | E ±0.25 | G ±0.4 | P ±0.64 | T1 | T2 | 槽型尺寸 Driver Size | 最小边距 Min.Dist. Hole C/L To Edge |
|---|---|---|---|---|---|---|---|---|---|---|---|---|---|---|
| M3*0.5 | PFC2P | M3 | 40 | 1.53 | 1.53 | 6.73 | 6.71 | 7.92 | 6.4 | 0 | 9.14 | 13.72 | #1 | 6.35 |
| | | | 62 | | | | | | 9.5 | 3 | | | | |
| M4*0.7 | PFC2P | M4 | 50 | 1.53 | 1.53 | 7.92 | 7.9 | 9.53 | 7.9 | 0 | 12.19 | 17.91 | #2 | 7.87 |
| | | | 72 | | | | | | 11.1 | 3 | | | | |
| | | | 94 | | | | | | 14.3 | 6 | | | | |
| M5*0.8 | PFC2P | M5 | 50 | 1.53 | 1.53 | 8.74 | 8.71 | 10.31 | 7.9 | 0 | 12.45 | 17.91 | #3 | 8.63 |
| | | | 72 | | | | | | 11.1 | 3 | | | | |
| | | | 94 | | | | | | 14.3 | 6 | | | | |
| M6*1 | PFC2P | M6 | 60 | 1.53 | 1.53 | 10.49 | 10.47 | 11.89 | 9.5 | 0 | 15.75 | 22.99 | #4 | 9.65 |
| | | | 82 | | | | | | 12.7 | 3 | | | | |
| | | | 04 | | | | | | 15.9 | 6 | | | | |

UNIFIED(英制)

尺寸单位：英寸
All Dimensions are in Inches

| 螺纹尺寸*螺距 Thread Size*Pitch | 型号 TYPE | 螺纹码 Thread Code | 螺钉长度 Screw Length Code | A (Shank) Max. | 最小板厚 Min.Sheet Thickness | 安装孔 Hole Size In Sheet +.003 | C Max. | E ±.010 | G ±.016 | P ±.025 | T1 | T2 | 槽型尺寸 Driver Size | 最小边距 Min.Dist. Hole C/L To Edge |
|---|---|---|---|---|---|---|---|---|---|---|---|---|---|---|
| .112-40 (#4-40) | PFC2P | 440 | 40 | .060 | .060 | .265 | .264 | .312 | .250 | .000 | .370 | .540 | #1 | .25 |
| | | | 62 | | | | | | .375 | .125 | | | | |
| ,138-32 (#6-32) | PFC2P | 632 | 40 | .060 | .060 | .281 | .280 | .344 | .250 | .000 | .380 | .540 | #2 | .25 |
| | | | 62 | | | | | | .375 | .125 | | | | |
| | | | 84 | | | | | | .500 | .250 | | | | |
| .164.32 (#8-32) | PFC2P | 832 | 50 | .060 | ,060 | 312 | ,311 | .375 | .312 | .000 | ,480 | .705 | #2 | ,31 |
| | | | 72 | | | | | | .437 | .125 | | | | |
| | | | 94 | | | | | | .562 | .250 | | | | |
| ,190-32 (#10-32) | PFC2P | 032 | 50 | .060 | .060 | .344 | .343 | .406 | .312 | .000 | .490 | .705 | #3 | .34 |
| | | | 72 | | | | | | .437 | .125 | | | | |
| | | | 94 | | | | | | .562 | .250 | | | | |
| .250-20 (1/4-20) | PFC2P | 0420 | 60 | .060 | .060 | .413 | .412 | ,468 | .375 | .000 | .620 | .905 | #4 | .38 |
| | | | 82 | | | | | | .500 | .125 | | | | |
| | | | 04 | | | | | | .625 | .250 | | | | |

# PFHV 面板螺丝【CAPTIVE SCREW】

## 产品型号分解Part Number Designation

| PFHV | - | M3 | - | 1 | CN |
|---|---|---|---|---|---|
| ↓ | | ↓ | | ↓ | ↓ |
| Type | | Thead Code | | Screw Length code | Finish Code |

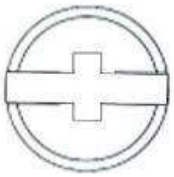

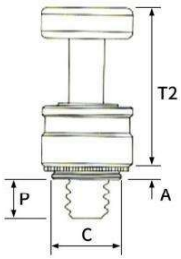


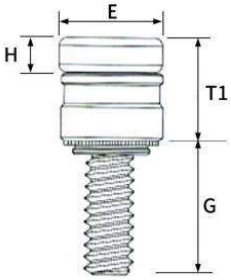


尺寸单位：MM
All Dimensions are in Millimeters

| | 螺纹尺寸*螺距 Thread Size*Pitch | 型号 TYPE | 螺纹码 Thread Code | 螺钉长度 Screw Length Code | A (Shank) Max. | 最小板厚 Min.Sheet Thickness | 安装孔 Hole Size In Sheet +0.08 | C Max | E ±0.25 | G ±0.64 | H ±0.13 | P ±0.64 | T1 Non | T2 Nom | 槽型尺寸 Driver Size | 最小边距 Min.Dist. Hole C/L To Edge |
|---|---|---|---|---|---|---|---|---|---|---|---|---|---|---|---|---|
| METRIC（公制） | M3*0.5 | PFHV | M3 | 0 | 0.92 | 0.92 | 5.5 | 5.49 | 6.95 | 5.55 | 2.03 | 0 | 6.69 | 11.25 | #1 | 5.8 |
| | | | | 1 | | | | | | 7.56 | | 1.9 | | | | |
| | M3.5*0.6 | PFHV | M3.5 | 0 | 0.92 | 0.92 | 6 | 5.98 | 7.45 | 6.01 | 2.34 | 0 | 7.45 | 12.47 | #2 | 6.3 |
| | | | | 1 | | | | | | 8.42 | | 2.3 | | | | |
| | M4*0.7 | PFHV | M4 | 0 | 0.92 | 0.92 | 6.4 | 6.38 | 7.85 | 6.59 | 2.79 | 0 | 8.5 | 14.1 | #3 | 6.7 |
| | | | | 1 | | | | | | 9.39 | | 2.7 | | | | |

尺寸单位：英寸
All Dimensions are in Inches

| | 螺纹尺寸*螺距 Thread Size*Pitch | 型号 TYPE | 螺纹码 Thread Code | 螺钉长度 Screw Length Code | A (Shank) Max. | 最小板厚 Min.Sheet Thickness | 安装孔 Hole Size In Sheet +0.08 | C Max | E ±0.25 | G ±0.64 | H ±0.13 | P ±0.64 | T1 Non | T2 Nom | 槽型尺寸 Driver Size | 最小边距 Min.Dist. Hole C/L To Edge |
|---|---|---|---|---|---|---|---|---|---|---|---|---|---|---|---|---|
| UNIFIED(英制) | ,112-40 (#4-40) | PFHV | 440 | 0 | .036 | .036 | .203 | 202 | .260 | 216 | ,080 | 000 | 260 | .436 | #1 | .213 |
| | | | | 1 | | | | | | .316 | | .095 | | | | |
| | .138-32 (#6-32) | PFHV | 632 | 0 | .036 | .036 | .219 | .218 | .276 | ,234 | .092 | ,000 | .290 | .484 | #2 | .230 |
| | | | | 1 | | | | | | 359 | | ,120 | | | | |

# FC 面板螺丝【CAPTIVE SCREW】

## 产品型号分解Part Number Designation

| F C | - | 3 | - | 3 | BL |
|---|---|---|---|---|---|
| ↓ | | ↓ | | ↓ | ↓ |
| Type | | Thead Code | | Screw Length code | Finish Code |

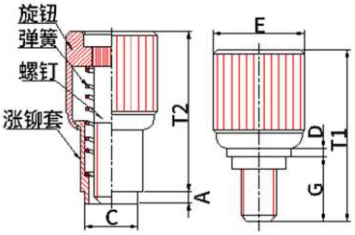

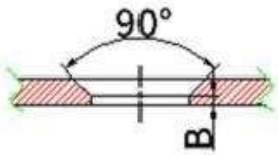


尺寸单位：MM
All Dimensions are in Millimeters

| 型号TYPE | 材质 Materials | | 板厚 Min.sheet Thinckness Min~Max | 安装孔 Hole Size In Sheet +0.08 | A | B | C | G | D | T1 | T2 | E | 浮动量 |
|---|---|---|---|---|---|---|---|---|---|---|---|---|---|
| | 旋钮 | 涨铆套 | | | ±0.1 | ±0.1 | (Max) | ±0.4 | ±0.3 | ±0.2 | | ± 0.2 | |
| FC-3-1 | 铝6061-阳极氧化 | 铝6061-本色阳极氧化 | 0.8-1.2 | 4.8 | 1.0 | 0.4 | 4.6 | 6 | 1.2 | 15.3 | 13.5 | ### | ≥0.6 |
| FC-3-1B | | | | | | | | | | | | | |
| FC-3-2 | | | 1.5-3.0 | | 1.8 | 1.0 | 4.6 | 6 | 1.2 | 15.3 | 13.5 | ### | ≥0.6 |
| FC-3-2B | | | | | | | | | | | | | |
| FC-3-3 | | 不锈钢 12Cr18Ni9-表面钝化 | 0.8-2.0 | 4.5 | 1.2 | 0.4 | 4.48 | 5.5 | 0.8 | 14.4 | 13.4 | 8.0 | ≥0.5 |
| FC-3-3B | | | | | | | | 5.5 | | 14.4 | | | |
| FC-3-3B IL | | | | | | | | 5.5 | | 14.4 | | 7.6 | ≥0.4 |
| FC-3-3BL | | | | | | | | 6.5 | | 15.4 | | 8.0 | ≥0.5 |
| FC-3-4 | | 铝6061-本色阳极氧化 | 1.0-1.2 | 4.8 | 1.4 | 0.4 | 4.6 | 6 | 1.0 | 15.3 | 13.5 | ### | ≥0.6 |
| FC-3-4B | | | | | | | | | | | | | |
| FC-4 | | | 2.0-3.5 | 6.8 | 2.4 | 1.0 | 6.7 | 8.5 | | 20.0 | 17.0 | ### | ≥0.9 |
| FC-4B | | | | | | | | | | | | | |
| FC-6-1B | | | 1.0-2.0 | 8.2 | 1.5 | 0.4 | 8.17 | 12.6 | | 25.3 | 19.3 | ### | ≥0.9 |
| FC-6-2B | | | 3.0-4.8 | | 3.4 | 1.6 | | | | | | | |

1、当FC-3-2/FC-3-2B用于1.5mm板时，建议B的使用尺寸为0.4。
2、当FC-6-1B用于1.0mm板时，涨铆一侧会出版面0.1-0.2mm,用于1.2mm以上的板无凸出。

# PTL2 弹簧定位销【LOCATING PIN, SPRING LOADED】

## 产品型号分解Part Number Designation

| PTL2 | - | 04 | - | 4 | CN |
|---|---|---|---|---|---|
| ↓ | | ↓ | | ↓ | ↓ |
| Type | | Plunger Diameter Code | | Plunger Length code | Finish Code |

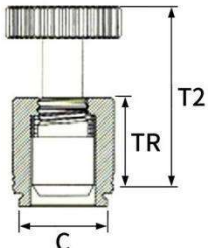


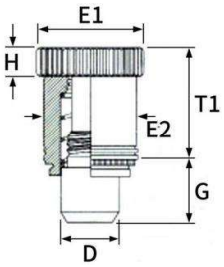


尺寸单位：MM
All Dimensions are in Millimeters

| METRIC（公制） | 型号TYPE | 柱塞直径 Plunger Diameter Code | 柱塞长度 Plunger Length code | 最小板厚 Min.Sheet Thickness | 安装孔 Hole Size In Sheet +0.08 | C | D | E1 |
|---|---|---|---|---|---|---|---|---|
| | | | | | | Max | -0.13 | ±0.25 |
| | PTL2 | 04 | 4 | 1.53 | 8.33 | 8.31 | 6.35 | 12.7 |
| | 型号 | E2 | G | H | T1 | T2 | TR | 最小边距 |
| | | ±0.25 | ±0.4 | ±0.13 | ±0.25 | Nom | ±0.13 | |
| | PTL2 | 10.3 | 7.87 | 4.32 | 15.11 | 22.73 | 10.92 | 8.64 |

尺寸单位：英寸
All Dimensions are in Inches

| UNIFIED(英制) | 型号TYPE | 柱塞直径 Plunger Diameter Code | 柱塞长度 Plunger Length code | 最小板厚 Min.Sheet Thickness | 安装孔 Hole Size In Sheet +.003 | C | D | E1 |
|---|---|---|---|---|---|---|---|---|
| | | | | | | Max | ±.005 | ±.010 |
| | PTL2 | 04 | 4 | .060 | .328 | .327 | .250 | .50 |
| | 型号 | E2 | G | H | T1 | T2 | TR | 最小边距 |
| | | ±.010 | ±.010 | ±.010 | ±.010 | Nom | ±.005 | |
| | PTL2 | .406 | .310 | .17 | .595 | .895 | .430 | .34 |

# PT 弹簧定位销【LOCATING PIN, SPRING LOADED】

## 产品型号分解Part Number Designation

| PT | - | 56 | - | 61 | CN |
|---|---|---|---|---|---|
| ↓ | | ↓ | | ↓ | ↓ |
| Type | | Plunger Diameter Code | | Plunger Length code | Finish Code |

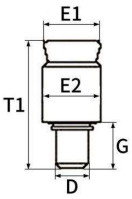


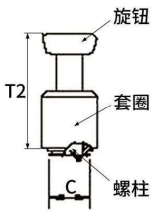


尺寸单位：MM
All Dimensions are in Millimeters

| METRIC（公制） | 型号TYPE | | 柱塞直径 Plunger Diameter Code | 柱塞长度 Plunger Length code | 最小板厚 Min.Sheet Thickness | 安装孔 Hole Size In Sheet +0.08 | Max | Max | ±0.25 | ±0.25 | ±0.4 | ±0.4 | Nom |
|---|---|---|---|---|---|---|---|---|---|---|---|---|---|
| | 钢Steel | 不锈钢 Stainless Steel | | | | | C | D | E1 | E2 | G | T1 | T2 |
| | PT | PTS | 56 | 61 | 1.53 | 8.33 | 8.31 | 6.35 | 11.5 | 10.3 | 8.5 | 20.5 | 18.8 |

尺寸单位：英寸
All Dimensions are in Inches

| UNIFIED(英制) | 型号TYPE | | 柱塞直径 Plunger Diameter Code | 柱塞长度 Plunger Length code | 最小板厚 Min.Sheet Thickness | 安装孔 Hole Size In Sheet +.003 | Max | Max | ±0.25 | ±0.25 | ±0.4 | ±0.4 | Nom |
|---|---|---|---|---|---|---|---|---|---|---|---|---|---|
| | 钢Steel | 不锈钢 Stainless Steel | | | | | C | D | E1 | E2 | G | T1 | T2 |
| | PT | PTS | 56 | 61 | 0.060 | 0.328 | 0.327 | .025 | 0.453 | 0.405 | 0.335 | 0.807 | 0.740 |

# 压铆线扣-TD 【 CABLE TIE-MOUNTS】

## 产品型号分解Part Number Designation

| TD | - | 60 | - | 6 |
|---|---|---|---|---|
| ↓ | | ↓ | | ↓ |
| Type | | Shape Size | | Plunger Length code |

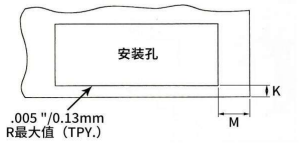


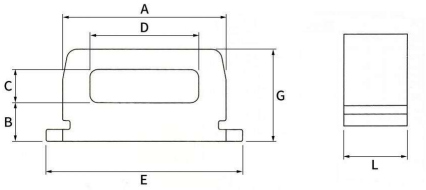


尺寸单位：MM
All Dimensions are in Millimeters

| | 类型TYPE | | 外形 Shape Size | 长度代码 Plunger Length code | 长度码 Length Code" L" ±0.08 | 板厚 Min.sheet Thinckness Min~Max | 安装孔 Hole Size In Sheet | A | B | C | D | E | G | K | 最小边距 Min |
|---|---|---|---|---|---|---|---|---|---|---|---|---|---|---|---|
| | 烧结钢 Steel | 不锈钢 Stainless Steel | | | | | +0.05 -0.03 | ±0.08 | ±0.15 | ±0.15 | ±0.15 | ±0.15 | ±0.15 | 孔边到板边最短距离 | (MIN) |
| METRIC（公制） | TD | TDS | 40 | 4 | 3.07 | 1.02-1.27 | 6.35X 3.18 | 6.25 | 1.4 | 1.65 | 4.06 | 7.82 | 3.81 | 1.02 | 3.73 |
| | TD | TDS | 60 | 6 | 4.67 | 1.02-1.78 | 7.93X 4.75 | 7.82 | 1.91 | 1.65 | 5.21 | 9.4 | 4.57 | 1.02 | 4.98 |
| | TD | TDS | 175 | 12 | 9.42 | 1.02-3.18 | 12.7X 9.53 | 12.6 | 3.3 | 2.4 | 9.14 | 14.28 | 7.24 | 1.02 | 6.65 |

尺寸单位：英寸
All Dimensions are in Inches

| | 类型TYPE | | 外形 Shape Size | 长度代码 Plunger Length code | 长度码 Length Code" L" ±.003 | 板厚 Min.sheet Thinckness Min~Max | 安装孔 Hole Size In Sheet | A | B | C | D | E | G | K | 最小边距 Min |
|---|---|---|---|---|---|---|---|---|---|---|---|---|---|---|---|
| | 烧结钢 Steel | 不锈钢 Stainless Steel | | | | | +.002 -.001 | 土.003 | 土.006 | ±.006 | 土.006 | ±.006 | 土.006 | 孔边到板边最短距离 | (MIN) |
| UNIFIED(英制) | TD | TDS | 40 | 4 | .121 | 040-.050 | 250X.125 | .246 | .055 | .065 | .160 | .308 | ,150 | .040 | ### |
| | TD | TDS | 60 | 6 | .184 | 040-.070 | .312X .187 | .308 | .075 | .065 | .205 | .370 | .180 | .040 | ### |
| | TD | TDS | 175 | 12 | .371 | 040-.125 | .500X.375 | ,496 | .130 | .095 | ,360 | .562 | .285 | .040 | ### |

# 压铆线扣-RAS【 CABLE TIE-MOUNTS】

## 产品型号分解Part Number Designation

**RAS - M3 - 9 - 6**

| RAS | M3 | 9 | 6 |
|---|---|---|---|
| Type | Thread Code | Height code | Finish Code |

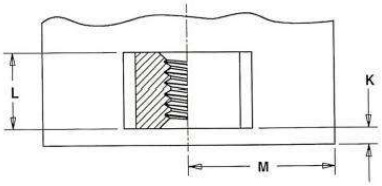


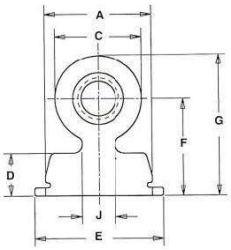


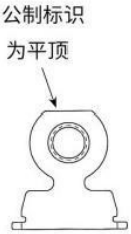


尺寸单位：MM
All Dimensions are in Millimeters

| METRIC（公制） | 螺纹尺寸*螺距 Thread Size*Pitch | 类型 TYPE 碳钢 Carbon Steel | 螺纹码 Thread Code | 高度代码 Height code | 长度代码 Length Code | Length Code" L ±0.08 | 最小板厚 Min. Sheet Thickness | 安装孔 Hole Size In Sheet +0.05 -0.03 | A ±0.08 | C | D | E ±0.15 | F ±0.15 | G | J | K 表面到边缘最短距离 | 最小边距 Min. Dist. Hole C/L To Edge |
|---|---|---|---|---|---|---|---|---|---|---|---|---|---|---|---|---|---|
| | M3*0.5 | RAS | M3 | 7 | 3 | 2.89 | 1 | 8X3 | 7.89 | 6.35 | 3.18 | 9.47 | 7 | 9.78 | 2.87 | 1.02 | 7.6 |
| | | | | | 4 | 3.89 | | 8X4 | | | | | | | | | 9.1 |
| | | | | | 6 | 5.89 | | 8X6 | | | | | | | | | 10.7 |
| | M4*0.7 | RAS | M4 | 9 | 4 | 3.89 | 1 | 10X4 | 9.89 | 8.89 | 3.18 | 11.48 | 9 | 13.21 | 4.06 | 1.02 | 10 |
| | | | | | 7 | 6.89 | | 10X7 | | | | | | | | | 14.7 |
| | | | | | 9 | 8.89 | | 10X9 | | | | | | | | | 16.3 |

尺寸单位：英寸
All Dimensions are in Inches

| UNIFIED(英制) | 螺纹尺寸*螺距 Thread Size*Pitch | 类型 TYPE 碳钢 Carbon | 螺纹码 Thread Code | 高度代码 Height code | 长度代码 Length Code | Length Code" L ±.003 | 最小板厚 Min.Sheet Thickness | 安装孔 Hole Size In Sheet 0.001 | A ±.003 | C | D | E ±.006 | F ±.006 | G | J | K 表面到边缘最短距离 | 孔边距M MIN |
|---|---|---|---|---|---|---|---|---|---|---|---|---|---|---|---|---|---|
| | .112-40 (#4-40) | RAS | 440 | 9 | 4 | .121 | .040 | 312X .125 | .308 | ,250 | .125 | .370 | .281 | .406 | .096 | .040 | .30 |
| | | | | | 6 | .183 | | 312X .187 | | | | | | | | | ,35 |
| | | | | | 8 | .246 | | 312X .250 | | | | | | | | | .43 |
| | .138-32 (#6-32) | RAS | 632 | 10 | 4 | .121 | .040 | 375X .125 | .371 | ,300 | ,125 | .433 | .312 | .462 | .141 | .040 | .35 |
| | | | | | 8 | .246 | | 375X .250 | | | | | | | | | .50 |
| | | | | | 10 | .308 | | .375X.312 | | | | | | | | | .55 |
| | .164-32 (#8-32) | RAS | 832 | 12 | 6 | .183 | .040 | 406X .187 | .402 | .350 | .125 | .464 | .375 | .550 | .157 | .040 | .40 |
| | | | | | 9 | .277 | | 406X .281 | | | | | | | | | .58 |
| | | | | | 12 | .371 | | 406X .375 | | | | | | | | | ,65 |

# SMTSO/ SMTSOB【SURFACE MOUNT NUTS】

**产品型号分解Part Number Designation**

| SMTSO | - 440 | - 8 | ET |
|---|---|---|---|
| ↓ | ↓ | ↓ | ↓ |
| Type and Material | Thread Code | Length Code | Finish Code |

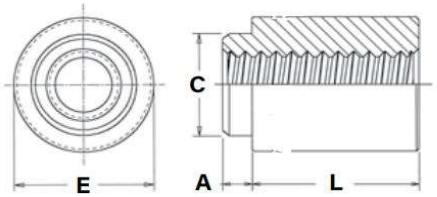


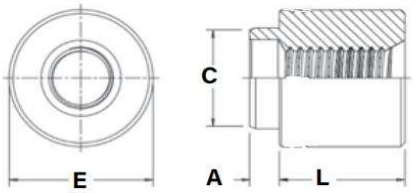


尺寸单位：MM
All Dimensions are in Millimeters

| | 螺纹尺寸*螺距 Thread Size*Pitch | 通孔 Thru Hole +0.10 -0.08 | 类型 TYPE | | 螺纹代码 ThreadCode | 长度代码"L"单位mm Length Code In Mikimeters"L"±0.13 | | | | 最小板厚 Min.Sheet Thickness | A Max. | C maX. | E | | H Nom. | H 安装空尺寸 Hole Size In Sheet +0.08 | D最小焊盘直径 Min.Solder Pad |
|---|---|---|---|---|---|---|---|---|---|---|---|---|---|---|---|---|---|
| | | | 钢 Steel | 黄铜Brsss | | | | | | | | | Ref. | ±0.13 | | | |
| METRIC（公制） | S1 | / | SMTSO | / | M1 | 1 | 2 | 3 | / | 0.5 | 0.48 | 2.41 | 3.66 | | 3.18 | 2.5 | 4.19 |
| | S1.2 | / | SMTSO | / | M1.2 | 1 | 2 | 3 | / | 0.5 | 0.48 | 2.41 | 3.66 | | 3.18 | 2.5 | 4.19 |
| | S1.4 | / | SMTSO | / | M1.4 | 1 | 2 | 3 | / | 0.5 | 0.48 | 2.41 | 3.66 | | 3.18 | 2.5 | 4.19 |
| | M1.6*0.35 | / | SMTSO | / | M1.6 | 2 | 3 | 4 | 6 | 0.5 | 0.48 | 2.41 | 3.66 | | 3.18 | 2.5 | 4.19 |
| | M2*0.4 | / | SMTSO | SMTSOB | M2 | 3 | 4 | 6 | 8 | 1.53 | 1.53 | 3.6 | / | 5.56 | / | 3.73 | 6.2 |
| | M2.5*0.45 | / | SMTSO | SMTSOB | M2.5 | 3 | 4 | 6 | 8 | 1.53 | 1.53 | 4.09 | / | 5.56 | / | 4.22 | 6.2 |
| | M3*0.5 | / | SMTSO | SMTSOB | M3 | 3 | 4 | 6 | 8 | 1.53 | 1.53 | 4.09 | / | 5.56 | / | 4.22 | 6.2 |
| | M3.5*0.6 | / | SMTSO | SMTSOB | M3.5 | 3 | 4 | 6 | 8 | 1.53 | 1.53 | 5.28 | / | 7.14 | / | 5.41 | 7.77 |
| | M4*0.7 | / | SMTSO | SMTSOB | M4 | 3 | 4 | 6 | 8 | 1.53 | 1.53 | 6.22 | / | 8.74 | / | 6.35 | 9.37 |
| | NA | 3.1 | SMTSO | SMTSOB | 3.1 | 3 | 4 | 6 | 8 | 1.53 | 1.53 | 4.09 | / | 5.56 | / | 4.22 | 6.2 |
| | NA | 3.6 | SMTSO | SMTSOB | 3.6 | 3 | 4 | 6 | 8 | 1.53 | 1.53 | 5.28 | / | 7.14 | / | 5.41 | 7.77 |
| | NA | 4.2 | SMTSO | SMTSOB | 4.2 | 3 | 4 | 6 | 8 | 1.53 | 1.53 | 6.22 | / | 8.74 | / | 6.35 | 9.37 |

尺寸单位：英寸
All Dimensions are in Inches

| | 螺纹尺寸*螺距 Thread Size*Pitch | 通孔 Thru Hole +.004 -.003 | 类型 TYPE | | 螺纹代码 ThreadCode | 长度代码"L"单位mm Length Code In Mikimeters"L"±0.13 | | | | 最小板厚 Min.Sheet Thickness | A Max. | C maX. | E | | H Nom. | H 安装空尺寸 Hole Size In Sheet +0.08 | D最小焊盘直径 Min.Solder Pad |
|---|---|---|---|---|---|---|---|---|---|---|---|---|---|---|---|---|---|
| | | | 钢 Steel | 黄铜Brsss | | .062 | .125 | .250 | .375 | | | | Ref. | ±0.13 | | | |
| UNIFIED(英制) | .060-80 (#0-80) | / | SMTSO | / | 080 | 2 | 4 | / | / | .020 | .019 | .095 | .144 | / | .125 | .098 | .165 |
| | .086-56 (#2-56) | / | SMTSO | SMTSOB | 256 | 2 | 4 | 8 | 12 | .060 | .060 | .142 | / | .219 | / | .147 | .244 |
| | .112-40 (#4-40) | / | SMTSO | SMTSOB | 440 | 2 | 4 | 8 | 12 | .060 | .060 | .161 | / | .219 | / | .166 | .244 |
| | .138-32 (#6-32) | / | SMTSO | SMTSOB | 632 | 2 | 4 | 8 | 12 | .060 | .060 | .208 | / | .281 | / | .213 | .306 |
| | .164.32 (#8-32) | / | SMTSO | SMTSOB | 832 | 2 | 4 | 8 | 12 | .060 | .060 | .245 | / | .344 | / | .250 | .369 |
| | / | .116 | SMTSO | SMTSOB | 116 | 2 | 4 | 8 | 12 | .060 | .060 | .161 | / | .219 | / | .166 | .244 |
| | / | .143 | SMTSO | SMTSOB | 143 | 2 | 4 | 8 | 12 | .060 | .060 | .208 | / | .281 | / | .213 | .306 |

## 平头菊花竖条纹Flat Head Knurled Body

### 平头菊花条纹 Flat Head Knurled Body

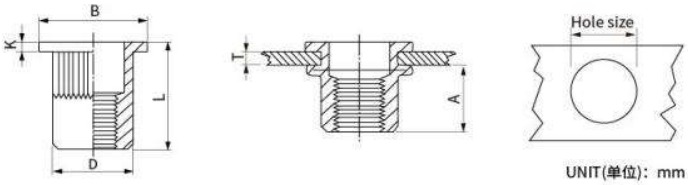


UNIT(单位)：mm

| 螺纹 Thread | 编号 P/N | T(GRIP RANGE) Min Max | A Rer | Hole size +0.1 0 | D +0.07 -0.1 | B | K | L |
|---|---|---|---|---|---|---|---|---|
| M3 | FH-KB-0315<br>FH-KB-0325 | 0.5-1.5<br>2.0-3.5 | 6.0 | 5.0 | 4.9 | 8.0 | 0.8 | 9.0<br>11.5 |
| M4 | FH-KB-0420<br>FH-KB-0435 | 0.5-2.0<br>2.0-3.5 | 6.0 | 6.0 | 5.9 | 9.0 | 0.8 | 11.0<br>12.0 |
| M5 | FH-KB-0525<br>FH-KB-0550 | 0.5-2.5<br>2.5-5.0 | 7.5<br>8.5 | 7.0 | 6.9 | 10.0 | 1.0 | 13.0<br>16.0 |
| M6 | FH-KB-0630<br>FH-KB-0655 | 0.5-3.0<br>3.0-5.5 | 9.2<br>10.5 | 9.0 | 8.9 | 12.3(*13.0) | 1.3 | 15.0(15.5)<br>19.5 |
| M8 | FH-KB-0835<br>FH-KB-0860 | 1.0-3.5<br>3.5-6.0 | 11.5 | 11.0 | 10.9 | 14.5(*16.0) | 1.5 | 18.5<br>21.0 |
| M10 | FH-KB-1040<br>FH-KB-1065 | 1.0-4.0<br>4.0-6.5 | 13.5 | 13.0 | 12.9 | 17.0(*19.0) | 1.7 | 21.0<br>24.0 |
| M10 | FH-KB-1035(12H)<br>FH-KB-1060(12H) | 1.0-3.5<br>3.5-5.5 | 11.0 | 12.0 | 11.9 | 16.0 | 1.6 | 19.0<br>24.0 |
| M12 | FH-KB-1240<br>FH-KB-1265 | 1.0-4.0<br>4.0-6.5 | 13.5<br>14.0 | 15.0 | 14.9 | 18.0 | 1.7 | 22.0<br>25.0 |
| M12 | FH-KB-1240(16H)<br>FH-KB-1260(16H) | 1.0-4.0<br>3.5-6.0 | 15.0<br>16.0 | 16.0 | 15.9 | 22.0 | 2.0 | 25.0<br>28.0 |

## 小沉头竖条纹 Reduce Head Knurled Body

### 小沉头竖条纹 Reduce Head Knurled Body

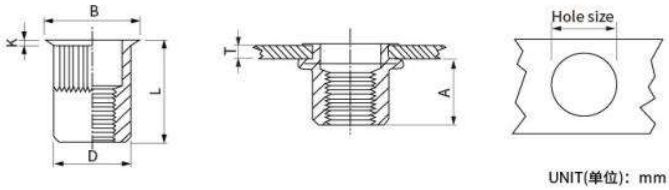


UNIT(单位)：mm

| 螺纹 Thread | 编号 P/N | T(GRIP RANGE) Min Max | A Rer | Hole size +0.1 0 | D +0.07 -0.1 | B | K | L |
|---|---|---|---|---|---|---|---|---|
| M3 | RH-KB-0320<br>RH-KB-0335 | 0.5-2.0<br>1.5-3.0 | 6.2 | 5.0 | 4.9 | 6.0 | 0.5 | 9.0<br>11.5 |
| M4 | RH-KB-0420<br>RH-KB-0440 | 0.5-2.0<br>2.0-4.0 | 7.0 | 6.0 | 5.9 | 7.0 | 0.5 | 11.0<br>13.0 |
| M5 | RH-RB-0520<br>RH-KB-0540 | 0.5-2.0<br>2.0-4.0 | 7.0 | 7.0 | 6.9 | 8.0 | 0.5 | 11.5<br>13.0 |
| M6 | RH-KB-0625<br>RH-KB-0650 | 0.5-2.5<br>2.5-5.0 | 8.5 | 9.0 | 8.9 | 10.0(10.4) | 0.6 | 14.0<br>16.0 |
| M8 | RH-KB-0830<br>RH-KB-0850 | 0.5-3.0<br>3.0-5.0 | 10.0 | 11.0 | 10.9 | 12.0(12.4) | 0.65 | 16.5<br>18.5 |
| M10 | RH-KB-1035<br>RH-KB-1060 | 1.0-3.5<br>3.5-6.0 | 12.5 | 13.0 | 12.9 | 14.0 | 0.7 | 19.5<br>22.0 |
| M10 | RH-KB-1035(12H)<br>RH-KB-1060(12H) | 1.0-3.5<br>3.5-5.5 | 12.5 | 12.0 | 11.9 | 13.0 | 0.7 | 19.5<br>22.0 |
| M12 | RH-KB-1240<br>RH-KB-1260 | 1.0-4.0<br>4.0-6.5 | 16.2 | 16.0 | 15.9 | 17.6 | 0.75<br>0.8 | 24.2<br>27.5 |
| M12 | RH-KB-1235 | 0.5-3.5 | 15.2 | 15.0 | 14.9 | 16.5 | 0.8 | 22.0 |

## 平头半六角Flat Head Semi-Hex Body

### 平头半六角 Flat Head Semi-Hex Body

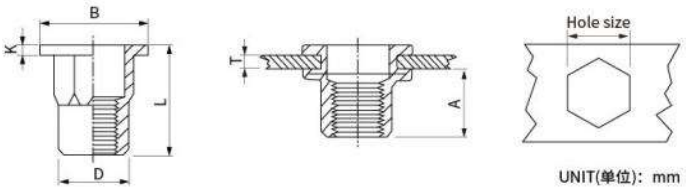

| 螺纹 Thread | 编号 P/N | T(GRIP RANGE) Min Max | A Rer | Hole size +0.1 0 | D +0.07 -0.1 | B | K | L |
|---|---|---|---|---|---|---|---|---|
| M3 | FH-SHB-0325 | 0.5-1.8 | 5.5 | 5.0 | 4.9 | 8.0 | 0.75 | 9.0 |
| M4 | FH-SHB-0420<br>FH-SHB-0440 | 0.5-2.0<br>2.0-4.0 | 7.0 | 6.0 | 5.9 | 9.0 | 0.8 | 11.0<br>13.0 |
| M5 | FH-SHB-0525<br>FH-SHB-0540 | 0.5-2.5<br>2.5-4.0 | 7.5 | 7.0 | 6.9 | 10.0 | 1.0 | 13.0<br>14.0 |
| M6 | FH-SHB-0630<br>FH-SHB-0650 | 0.5-3.0<br>3.0-5.0 | 9.2 | 9.0 | 8.9 | 12.7(*13.0) | 1.35 | 15.0(15.5)<br>19.5 |
| M8 | FH-SHB-0835<br>FH-SHB-0855 | 1.0-3.5<br>3.5-5.5 | 11.2 | 11.0 | 10.9 | 15.0 | 1.5 | 18.0<br>21.0 |
| M10 | FH-SHB-1035<br>FH-SHB-1060 | 1.0-3.5<br>3.5-6.0 | 12.5<br>12.8 | 13.0 | 12.9 | 18.0<br>18.0(*19.0) | 1.7 | 23.0<br>23.0 |
| M10 | FH-SHB-1035(12H) | 1.0-3.5 | 11.0 | 12.0 | 11.9 | 17.0 | 1.6 | 19.0 |
| M12 | FH-SHB-1250(15H) | 1.5-4.0 | 14.5 | 15.0 | 14.9 | 20.0 | 1.7 | 23.0 |

## 小沉头内外六角Reduce Hex Head Inner-Hex Body-UK

### 小沉头内外六角 Reduce Hex Head Inner-Hex Body-UK

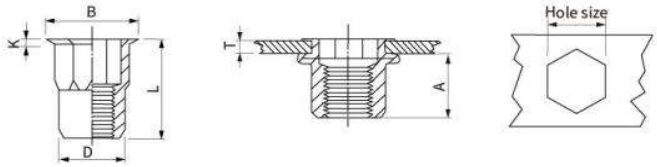

| 螺纹 Thread | 编号 P/N | T(GRIP RANGE) Min Max | A Rer | Hole size +0.1 0 | D +0.07 -0.1 | B | K | L |
|---|---|---|---|---|---|---|---|---|
| M4 | RHH-IHB-UK-0420 | 0.5-2.0 | 6.5 | 6.0 | 5.9 | 7.0 | 0.5 | 11.0 |
| M5 | RHH-IHB-UK-0525 | 0.5-2.5 | 7.5 | 7.0 | 6.9 | 8.0 | 0.5 | 12.0* |
| M6 | RHH-IHB-UK-0630 | 1.0-3.0 | 9.2 | 9.0 | 8.9 | 10.0* | 0.6* | 15.5* |
| M8 | RHH-IHB-UK-0835 | 1.0-3.5 | 10.5 | 11.0 | 10.9 | 12.0* | 0.65* | 17.0* |
| M10 | RHH-IHB-UK-1040 | 1.0-4.0 | 11.3 | 13.0 | 12.9 | 14.0 | 0.7 | 21.0 |

## 大沉头菊花竖条纹Countersunk Head Knurled Body

### 大沉头条纹 Countersunk Head Knurled Body

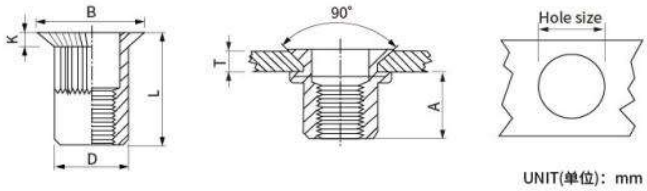


UNIT(单位)：mm

| 螺纹 Thread | 编号 P/N | T(GRIP RANGE) Min Max | A Rer | Hole size +0.1 0 | D +0.07 -0.1 | B | K | L |
|---|---|---|---|---|---|---|---|---|
| M3 | CH-KB-0325 | 1.5-2.5 | 4.5 | 5.0 | 4.9 | 7.5 | 1.5 | 8.5 |
| | CH-KB-0340 | 2.5-4.0 | | | | | | 10.5 |
| M4 | CH-KB-0430 | 1.5-3.0 | 6.5 | 6.0 | 5.9 | 9.0 | 1.5 | 12.0 |
| | CH-KB-0450 | 3.5-5.0 | | | | | | 13.0 |
| M5 | CH-KB-0535 | 1.5-3.5 | 7.5 | 7.0 | 6.9 | 10.0 | 1.5 | 13.0 |
| | CH-KB-0550 | 3.0-5.0 | | | | | | 15.0 |
| M6 | CH-KB-0640 | 1.5-4.0 | 9.0 | 9.0 | 8.9 | 12.0 | 1.5 | 15.5 |
| | CH-KB-0660 | 4.0-6.0 | | | | | | 17.0 |
| M8 | CH-KB-0845 | 2.0-4.5 | 11.0 | 11.0 | 10.9 | 14.0 | 1.5 | 18.5 |
| | CH-KB-0860 | 4.5-6.0 | | | | | | 19.0 |
| M10 | CH-KB-1050 | 2.0-5.0 | 13.0 | 13.0 | 12.9 | 16.0 | 1.5 | 21.0 |
| | CH-KB-1065 | 3.5-6.5 | | | | | | 24.0 |
| M10 | CH-KB-1050(12H) | 1.6-5.0 | 11.5 | 12.0 | 11.9 | 15.0 | 1.5 | 19.0 |
| | CH-KB-1065(12H) | 4.0-7.5 | | | | | | 24.0 |
| M12 | CH-KB-1250(16H) | 2.0-5.0 | 16.5 | 16.0 | 15.9 | 19.0 | 1.9 | 24.0 |
| | CH-KB-1270(16H) | 5.0-7.0 | | | | | | 24.0 |

## 平头（菊花）竖条纹（美标）Flat Head Knurled Body-AVK

### 平头（菊花）竖条纹（美标）Flat Head Knurled Body-AVK

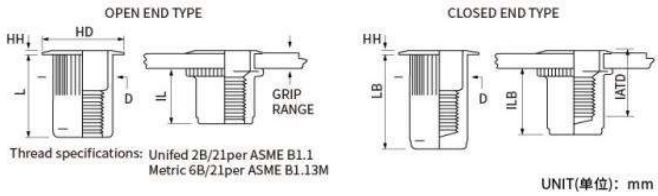


Thread specifications: Unifed 2B/21per ASME B1.1
Metric 6B/21per ASME B1.13M

UNIT(单位)：mm

| Thread Size | Thread Call Out | Grip Range | Grip Call Out | Hole size +.006 -.000 | HD ±.010 ±.205* | HH ±.003 | L ±.015 | D MAX. | IL MAX. | LB ±.015 | ILB MAX. | IATD* MAX. |
|---|---|---|---|---|---|---|---|---|---|---|---|---|
| 6-32UNC | 632 | .020-.080 | 80 | 17/64(.2656) | .390 | .030 | .420 | .265 | .305 | .740 | .640 | .610 |
| 6-32UNC | 632 | .080-.130 | 130 | 17/64(.2656) | .390 | .030 | .470 | .265 | .305 | .740 | .580 | .670 |
| 8-32UNC | 832 | .020-.080 | 80 | 17/64(.2656) | .390 | .030 | .420 | .265 | .305 | .740 | .640 | .610 |
| 8-32UNC | 832 | .080-.130 | 130 | 17/64(.2656) | .390 | .030 | .470 | .265 | .305 | .740 | .580 | .670 |
| 10-24UNC | 1024 | .020-.130 | 130 | 19/64(.2969) | .415 | .030 | .475 | .296 | .315 | .990 | .845 | .730 |
| 10-24UNC | 1024 | .130-.225 | 225 | 19/64(.2969) | .415 | .030 | .585 | .296 | .315 | .990 | .735 | .840 |
| 10-32UNF | 1032 | .020-.130 | 130 | 19/64(.2969) | .415 | .030 | .475 | .296 | .315 | .990 | .845 | .730 |
| 10-32UNF | 1032 | .130-.225 | 225 | 19/64(.2969) | .415 | .030 | .585 | .296 | .315 | .990 | .735 | .840 |
| 1/4-20UNC | 420 | .027-.165 | 165 | 25/64(.3906) | .500 | .030 | .580 | .390 | .380 | 1.190 | 1.005 | .895 |
| 1/4-20UNC | 420 | .165-.260 | 260 | 25/64(.3906) | .500 | .030 | .680 | .390 | .380 | 1.190 | .905 | 1.035 |
| 5/10-18UNC | 518 | .027-.150 | 150 | 17/32(.5312) | .685* | .035 | .690 | .530 | .470 | 1.390 | 1.175 | .995 |
| 5/16-18UNC | 518 | .150-.312 | 312 | 17/32(.5312) | .685* | .035 | .805 | .530 | .425 | 1.390 | 1.025 | 1.120 |
| 3/8-16UNC | 616 | .027-.150 | 150 | 17/32(.5312) | .685* | .035 | .690 | .530 | .470 | 1.390 | 1.175 | .995 |
| 3/8-16UNC | 616 | .150-.312 | 312 | 17/32(.5312) | .685* | .035 | .805 | .530 | .425 | 1.390 | 1.025 | 1.120 |
| 1/2-13UNC | 813 | .063-.200 | 200 | 11/16(.6875) | .865* | .047 | 1.150 | .685 | .850 | 2.365 | 2.070 | 1.505 |
| 1/2-13UNC | 813 | .200-.350 | 350 | 11/16(.6875) | .865* | .047 | 1.300 | .685 | .850 | 2.365 | 1.920 | 1.5D5 |
| 1/2-13UNC | 813 | .365-.500 | 500 | 11/16(.6875) | .865* | .047 | 1.450 | .685 | .860 | 2.365 | 1.770 | 1.505 |

## 平头竖条纹（盲孔)Flat Head Knurled Body Close End

### 平头条纹盲孔铆螺母 Flat Head Rivet Nut With Striations And Blind Holes

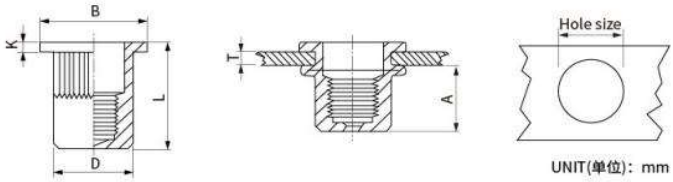

| 螺纹 Thread | 编号 P/N | T(GRIP RANGE) Min Max | A Rer | Hole size +0.1 0 | D +0.07 -0.1 | B | K | L |
|---|---|---|---|---|---|---|---|---|
| M4 | FH-KBC-0420<br>FH-KBC-0440 | 0.5-2.0<br>2.0-4.0 | 11.3 | 6.0 | 5.9 | 9.0 | 0.8 | 16.0<br>18.0 |
| M5 | FH-KBC-0530<br>FH-KBC-0550 | 0.5-2.5<br>2.5-4.5 | 11.5 | 7.0 | 6.9 | 10.0 | 1.0 | 17.0<br>19.0 |
| M6 | FH-KBC-0630<br>FH-KBC-0650 | 0.5-3.0<br>3.0-5.0 | 13.0 | 9.0 | 8.9 | 12.3 | 1.3 | 19.2<br>21.0 |
| M8 | FH-KBC-0830<br>FH-KBC-0855 | 0.5-3.0<br>3.0-5.5 | 14.8 | 11.0 | 10.9 | 15.0 | 1.5 | 21.5<br>24.0 |
| M10 | FH-KBC-1040<br>FH-KBC-1060 | 1.0-4.0<br>3.5-6.0 | 19.2<br>22.0 | 13.0 | 12.9 | 17.0 | 1.6 | 27.0<br>32.5 |

## 平头全六角 Flat Head Full Hex Body

### 平头全六角 Flat Head Full Hex Body

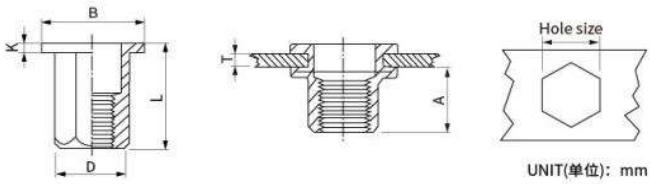

| 螺纹 Thread | 编号 P/N | T(GRIP RANGE) Min Max | A Rer | Hole size +0.1 0 | D +0.07 -0.1 | B | K | L |
|---|---|---|---|---|---|---|---|---|
| M3 | FH-FHB-0325 | 0.5-1.5 | 5.5 | 5.0 | 4.9 | 7.5 | 0.8 | 8.5 |
| M4 | FH-FHB-0420<br>FH-FHB-0440 | 0.5-2.0<br>2.0-4.0 | 6.5 | 6.0 | 5.9 | 9.0 | 0.8 | 11.0<br>13.0 |
| M5 | FH-FHB-0525<br>FH-FHB-0540 | 0.5-2.5<br>2.5-5.0 | 8.0 | 7.0 | 6.9 | 10.0 | 1.0 | 14.0<br>16.5 |
| M6 | FH-FHB-0630<br>FH-FHB-0650 | 0.5-3.0<br>3.0-5.5 | 8.5 | 9.0 | 8.9 | 12.7(*13.0} | 1.35 | 15.0(*16.0)<br>19.5 |
| M8 | FH-FHB-0835<br>FH-FHB-0855 | 1.0-3.5<br>3.5-5.5 | 10.5 | 11.0 | 10.9 | 16.0 | 1.5 | 18.0<br>21.0 |
| M10 | FH-FHB-1035<br>FH-FHB-1060 | 1.0-3.5<br>3.5-6.0 | 12.5 | 13.0 | 12.9 | 18.0(*19.0)<br>19.0 | 1.7 | 21.0(*23.0)<br>24.0 |
| M10 | FH-FHB-1035(12H)<br>FH-FHB-1040(12H) | 1.0-3.5<br>3.5-6.0 | 13.5 | 12.0 | 11.9 | 18.0 | 1.7 | 21.0<br>22.5 |
| M12 | FH-FHB-1240(15H) | 1.0-4.0 | 14.0 | 15.0 | 14.9 | 20.0 | 1.7 | 23.0 |
| M12 | FH-FHB-1250(16H)<br>FH-FHB-1280(16H) | 2.0-5.0<br>5.0-8.0 | 16.5 | 16.0 | 15.9 | 23.0 | 2.0 | 27.0<br>30.0 |